



Pricing and Reference Guide for  
**Distributor**

Distributor U-0112  
Effective January 1, 2012  
List Prices are in US Dollars  
Prices Subject to Change  
Without Notice  
Terms 30 Days

[www.bascoshowerdoor.com](http://www.bascoshowerdoor.com)

**BASCO**<sup>®</sup>  
SHOWER ENCLOSURES

# Online Dealer Resources

www.bascoshowerdoor.com

## **Check Order Status at ebiz.mybasco**

Features Include:

- Available 24 hrs/7 days a week
- Check Order Dates
- Product Details
- Shipping Information
- Carrier Tracking Numbers with automatic links to Package Tracking
- Password Protected (Contact Customer Service today to register)

**Build Your Door** – Efficiently lead your customer to the perfect enclosure with just a few clicks of the mouse. The pictures and graphics eliminate any confusion and make selecting the right door for the application quick and easy.

**Manufactures Tub/Shower Cross Reference** – Selling Basco doors with every tub and shower you offer has never been easier with over 35 manufacturers cross referenced in this convenient online reference.

**Dealer Locator** – Our dealer listing features distributors who display Basco products and provide installation services. Ask your representative about how to be included and start directing consumers in your region to your showroom.

**Product Reference Documents** – The most up-to-date Product Reference Guides, Price Lists, Literature and Measuring Guides can be viewed on screen or printed from the web.

**Co-op Advertising** – View samples of professionally designed consumer and trade ads that can be personalized with your company logo and contact information.

# Customer Service Center

Call or fax for immediate service.

## **Customer Service & Technical Support**

Direct Phone Line..... 1-800-45-BASCO (800-452-2726)  
Customer Service Fax Line.....1-800-989-1919  
Technical Service Fax Line.....1-888-405-2726

### **EMAIL:**

Questions or Inquiries.....customerservice@bascoshowerdoor.com  
To Receive a Quote ..... quotes@bascoshowerdoor.com  
To Place an Order..... orders@bascoshowerdoor.com

# Table of Contents

## **Selling and Ordering**

8-Step Selling Process .....	4
Ordering Examples.....	5

## **Tub & Shower Sliding Enclosures**

Supreme Framed 2150, 3150 .....	6 - 7
Deluxe Framed 6150, 7150 .....	8 - 9
Celesta 3/8" Frameless 2850, 3850 .....	10
Infinity 1/4" Frameless 4400, 4500 .....	11
Classic Frameless 3400, 3500 .....	12
Performance Framed 8185, 9185 .....	13
Fiberglass Modulares (Sterling • Aqua Glass • Aker • Kohler • Lasco).....	14
Enclosures with End Panels.....	15
Seal Tight Steam Framed 2000, 3000, 3055.....	16

## **Swing Doors**

Seal Tight Steam Continuous Hinge 18CS .....	17
Stationary Top Panel 400S .....	17
Hinged Top Panel 400H .....	17
Deluxe Framed Pivot 100, 200, 500 .....	18 - 19
Deluxe Framed Continuous Hinge 110, 210, 510 .....	20 - 21
Bi-Fold Framed 1100 .....	22
Performance Framed 85.....	23
Classic Frameless Pivot 3600 .....	24
Classic Frameless Continuous Hinge 3610.....	25
Infinity 1/4" Frameless Continuous Hinge 1400, 1700, 1800 .....	26 - 27
Infinity 1/4" Frameless Continuous Hinge French Doors 1022, 1422, 1722, 1822 ....	28 - 29
Swing Doors for Fiberglass & Acrylic Modulares .....	30 - 31

## **Door And Panel Enclosures**

Deluxe Framed/Classic Frameless Thinline, Pivot/Continuous Hinge 100, 700 Series, Infinity 1/4" Frameless Continuous Hinge 1400, 1700, 1800 Series.....	32 - 43
Door & Panel Enclosures for Fiberglass .....	44 - 45

## **Quick Ship**

List of Ready to Ship In Stock Enclosures .....	46 - 47
---	---------

## **Index**

Unit Number Index .....	48
-------------------------	----



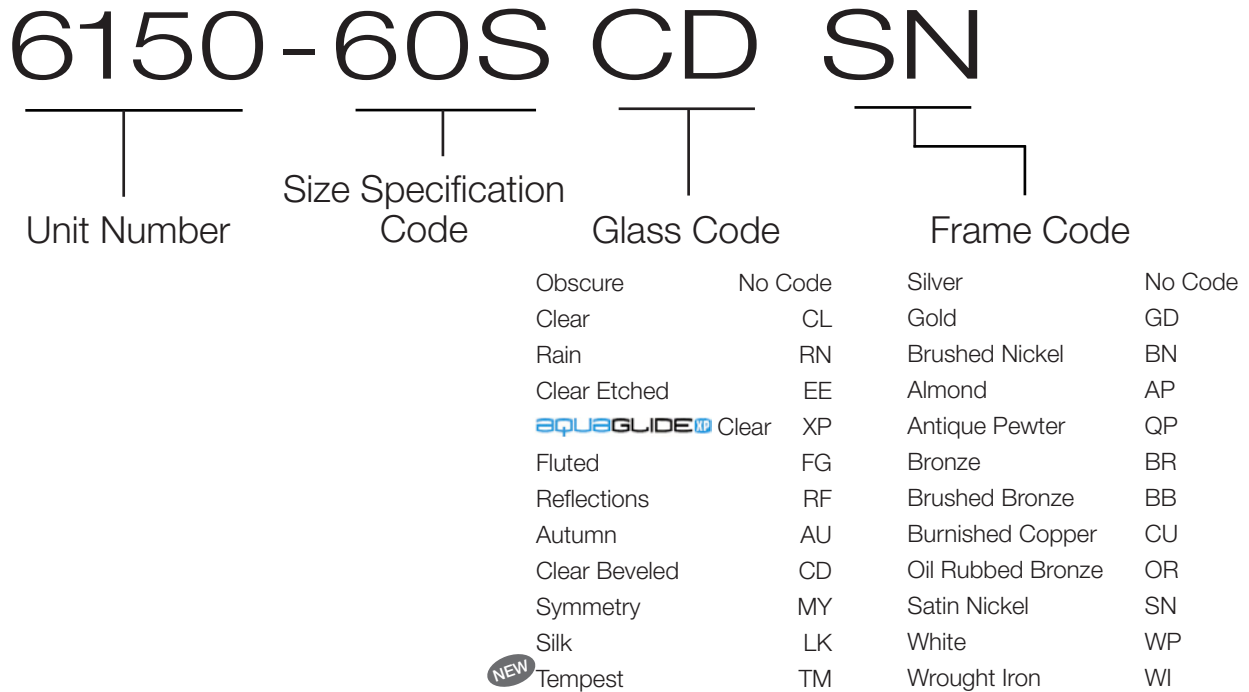
## 8-STEP SELLING PROCESS:

Selling Basco is made easy when you use the 8-Step Selling Process together with the point-of-purchase displays.

- Step #1: Determine the application.  
Tub or shower?
- Step #2: Define the surface material.
- Step #3: For acrylic or fiberglass,  
determine the manufacturer and  
model number.
- Step #4: Review the models which fit the  
customer's application.
- Step #5: Ask the customer to select the  
type/model (Basco unit number).
- Step #6: Discuss glass and frame options;  
make a selection.
- Step #7: Present the price and ask for the  
order.
- Step #8: Determine the exact size and  
finalize the order.

# Ordering Examples

Build the complete model number by selecting a unit number, adding the glass code and then the frame code. Glass and Frame Options may differ for each unit. Please note available selections shown throughout this price list.



**Examples:**

6150-60SCDCU  
Deluxe Sliding Tub Unit with 60" Width, 56" Height, Clear Beveled Glass, Burnished Copper Frame

735TMSN  
Thinline Door & Panel Enclosure, Specify Opening, 72" Height, Tempest Glass, Satin Nickel Frame

**Custom Enclosures:**

Basco enclosures can be customized to fit your opening size. To order a height and/or width that is not included in the standard sizes, substitute the standard size specification code with **OO**, designate the desired height and width of your unit and add the variation to standard size adder for that unit. See below for examples. *Please refer to the individual unit pages for standard sizes, adder and limitations.*

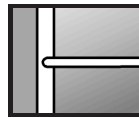
**7150-OOCLOR** 56" width, 76" height, Clear Glass, Oil Rubbed Bronze Frame, List price - \$994 (\$728 standard price + \$266 variations to standard size adder).

**510-OOBN** 34" width, 72" height, Obscure Glass, Brushed Nickel Frame, List price - \$754 (\$530 standard 110 price + \$224 variations to standard size adder)


# Sliding Tub Enclosures

## Supreme Framed

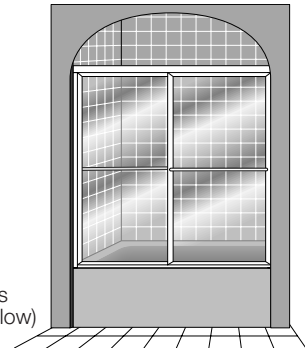
2150



Supreme Through the Rail Towel Bar (Standard)



Supreme Through the Glass Towel Bar (Option - See Below)



Unit No.	Fits Openings Between	Height	Glass Selections	Glass Code	Silver	Gold	Trends	Colours
			Obscure	No Code	\$744	\$790	\$965	\$1048
			Clear Rain	CL RN	\$793	\$839	\$1014	\$1097
2150-66	64"-66"	58 <sup>1</sup> / <sub>4</sub> "	Clear Etched	EE	\$853	\$899	\$1074	\$1158
2150-66S	64"-66"	55 <sup>3</sup> / <sub>4</sub> "	<b>AQUAGLIDE</b> Clear	XP	\$943	\$989	\$1164	\$1247
2150-64	61"-64"	58 <sup>1</sup> / <sub>4</sub> "	Fluted Reflections	FG RF	\$1115	\$1161	\$1336	\$1419
2150-64S	61"-64"	55 <sup>3</sup> / <sub>4</sub> "	Autumn Symmetry	AU MY	\$1133	\$1179	\$1354	\$1438
			Silk	LK				
			NEW Tempest	TM				
2150-60	56"-60"	58 <sup>1</sup> / <sub>4</sub> "	Obscure	No Code	\$684	\$729	\$858	\$932
2150-60S	56"-60"	55 <sup>3</sup> / <sub>4</sub> "	Clear Rain	CL RN	\$738	\$783	\$912	\$986
2150-56	54"-56"	58 <sup>1</sup> / <sub>4</sub> "	Clear Etched	EE	\$792	\$837	\$966	\$1040
2150-56S	54"-56"	55 <sup>3</sup> / <sub>4</sub> "	<b>AQUAGLIDE</b> Clear	XP	\$888	\$933	\$1062	\$1136
2150-54	52"-54"	58 <sup>1</sup> / <sub>4</sub> "	Fluted Reflections	FG RF	\$1015	\$1060	\$1189	\$1263
2150-54S	52"-54"	55 <sup>3</sup> / <sub>4</sub> "	Autumn Clear Beveled	AU CD	\$1068	\$1113	\$1242	\$1316
2150-52	50"-52"	58 <sup>1</sup> / <sub>4</sub> "	Symmetry	MY				
2150-52S	50"-52"	55 <sup>3</sup> / <sub>4</sub> "	NEW Silk	LK				
2150-50	48"-50"	58 <sup>1</sup> / <sub>4</sub> "	NEW Tempest	TM				
2150-50S	48"-50"	55 <sup>3</sup> / <sub>4</sub> "						
2150-48	46"-48"	58 <sup>1</sup> / <sub>4</sub> "						
2150-48S	46"-48"	55 <sup>3</sup> / <sub>4</sub> "						
2150-42	40"-42"	58 <sup>1</sup> / <sub>4</sub> "						
2150-42S	40"-42"	55 <sup>3</sup> / <sub>4</sub> "						
SCX629	Tub Filler	Cut To Size	Each (Add \$26.00 for taper)		\$72	\$81	\$100	\$109
SCX647	Wall Filler	Cut To Size	Each (Add \$26.00 for taper)		\$70	\$74	\$100	\$110

### Options

Units feature a Through-the-Rail towel bar. To substitute a Through-the-Glass towel bar prefix the unit number with the letter (T) and add \$125.00 list. **For example - T2150-60CLBN**

For any variation to standard sizes, or for perfect overlap, add \$266.00 to the 2150-60 list price and use unit number 2150-OO (number may be altered to best fit your specifications at time of order). Specify desired width & height. Please refer to page 5 for custom ordering examples. (Maximum size - 72"w x 64"h).

NEW

**AQUAGLIDE** (shown above in clear glass) is also available for all other glass patterns for an additional \$150.00 per unit. Prefix the Unit Number with the letters AG to select this option. **For example - AG2150-56FG**

### Notes

If tub surface or walls are out of level beyond 3/8" purchase tapered fillers (see above) for proper fit. Please specify taper size when ordering and add \$26.00.

For additional units designed to fit specific fiberglass modulars, please see page 14.

### Ordering Example

2150-60FGGD (Unit number, followed by glass selection code, then by frame color code.)

### Frame Selection Codes

#### Anodized Finishes

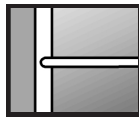
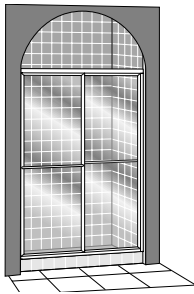
Silver	No Code	Gold	GD
--------	---------	------	----

#### Trends

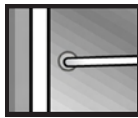
Brushed Nickel	BN	Oil Rubbed Bronze	OR
Antique Pewter	QP	Satin Nickel	SN

#### Colours

Almond	AP	Burnished Copper	CU
Bronze	BR	White	WP
Brushed Bronze	BB	Wrought Iron	WI



Supreme Through the Rail Towel Bar (Standard)



Supreme Through the Glass Towel Bar (Option - See Below)

# Sliding Shower Enclosures

## Supreme Framed

3150

Unit No.	Fits Openings Between	Height	Glass Selections	Glass Code	Silver	Gold	Trends	Colours
3150-60	56"-60"	71 <sup>1</sup> / <sub>4</sub> "	Obscure	No Code	\$752	\$796	\$972	\$1056
3150-60T	56"-60"	67 <sup>3</sup> / <sub>4</sub> "	Clear Rain	CL RN	\$801	\$846	\$1022	\$1106
3150-60S	56"-60"	64 <sup>1</sup> / <sub>4</sub> "						
3150-56	54"-56"	71 <sup>1</sup> / <sub>4</sub> "	Clear Etched	EE	\$861	\$905	\$1081	\$1165
3150-56T	54"-56"	67 <sup>3</sup> / <sub>4</sub> "						
3150-56S	54"-56"	64 <sup>1</sup> / <sub>4</sub> "	<b>AQUAGLIDE</b> Clear	XP	\$951	\$996	\$1172	\$1256
3150-54	52"-54"	71 <sup>1</sup> / <sub>4</sub> "	Fluted Reflections	FG RF	\$1123	\$1167	\$1343	\$1427
3150-54T	52"-54"	67 <sup>3</sup> / <sub>4</sub> "						
3150-54S	52"-54"	64 <sup>1</sup> / <sub>4</sub> "	Autumn Clear Beveled Symmetry	AU CD MY	\$1176	\$1220	\$1396	\$1480
3150-52	49"-52"	71 <sup>1</sup> / <sub>4</sub> "						
3150-52T	49"-52"	67 <sup>3</sup> / <sub>4</sub> "						
3150-52S	49"-52"	64 <sup>1</sup> / <sub>4</sub> "						

3150-48	46"-48"	71 <sup>1</sup> / <sub>4</sub> "	Obscure	No Code	\$687	\$731	\$877	\$951
3150-48T	46"-48"	67 <sup>3</sup> / <sub>4</sub> "						
3150-48S	46"-48"	64 <sup>1</sup> / <sub>4</sub> "	Clear Rain	CL RN	\$746	\$785	\$931	\$1005
3150-46	44"-46"	71 <sup>1</sup> / <sub>4</sub> "						
3150-46T	44"-46"	67 <sup>3</sup> / <sub>4</sub> "	Clear Etched	EE	\$796	\$839	\$985	\$1060
3150-46S	44"-46"	64 <sup>1</sup> / <sub>4</sub> "						
3150-44	42"-44"	71 <sup>1</sup> / <sub>4</sub> "	<b>AQUAGLIDE</b> Clear	XP	\$892	\$935	\$1081	\$1155
3150-44T	42"-44"	67 <sup>3</sup> / <sub>4</sub> "						
3150-44S	42"-44"	64 <sup>1</sup> / <sub>4</sub> "	Fluted Reflections	FG RF	\$1007	\$1050	\$1196	\$1270
3150-42	40"-42"	71 <sup>1</sup> / <sub>4</sub> "						
3150-42T	40"-42"	67 <sup>3</sup> / <sub>4</sub> "	Autumn Clear Beveled Symmetry	AU CD MY	\$1155	\$1198	\$1345	\$1419
3150-42S	40"-42"	64 <sup>1</sup> / <sub>4</sub> "						
3150-40	38"-40"	71 <sup>1</sup> / <sub>4</sub> "						
3150-40T	38"-40"	67 <sup>3</sup> / <sub>4</sub> "						
3150-40S	38"-40"	64 <sup>1</sup> / <sub>4</sub> "	Silk	LK				
			<b>NEW</b> Tempest	TM				

SCX629	Curb Filler	Cut To Size	Each (Add \$26.00 for taper)	\$72	\$81	\$100	\$109
SCX647	Wall Filler	Cut To Size	Each (Add \$26.00 for taper)	\$70	\$74	\$100	\$110

**Options** Units feature a Through-the-Rail towel bar. To substitute a Through-the-Glass towel bar, prefix the unit number with the letter (T) and add \$125.00 list. **For example - T3150-48EEQP**

For any variation to standard sizes, or for perfect overlap, add \$266.00 to the 3150-48 list price and use unit number 3150-OO (number may be altered to best fit your specifications at time of order). Specify desired width & height. Please refer to page 5 for custom ordering examples. (Maximum size - 72"w x 80"h. Please contact Customer Service for height restrictions on oversize Clear Beveled units.)

**NEW** **AQUAGLIDE** (shown above in clear glass) is also available for all other glass patterns for an additional \$150.00 per unit. Prefix the Unit Number with the letters AG to select this option. **For example - AG3150-56FG**

### Notes

If shower surface or walls are out of level beyond 3/8", purchase tapered fillers (see above) for proper fit. Please specify taper size when ordering and add \$26.00.

For additional units designed to fit specific fiberglass modulars, please see page 14.

### Ordering Example

3150-48TCLBB (Unit number, followed by glass selection code, then by frame color code.)

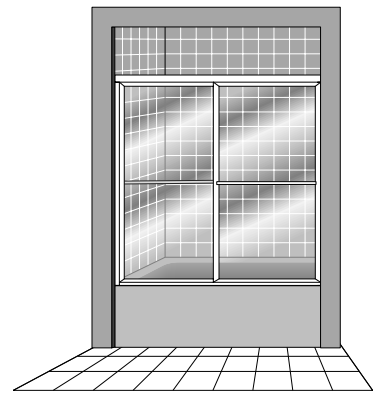
### Frame Selection Codes

Anodized Finishes			
Silver	No Code	Gold	GD
Trends			
Brushed Nickel	BN	Oil Rubbed Bronze	OR
Antique Pewter	QP	Satin Nickel	SN
Colours			
Almond	AP	Burnished Copper	CU
Bronze	BR	White	WP
Brushed Bronze	BB	Wrought Iron	WI

# Sliding Tub Enclosures

## Deluxe Framed

6150



Unit No.	Fits Openings Between	Height	Glass Selections	Glass Code	Silver	Gold	Trends	Colours
			Obscure	No Code	\$589	\$639	\$819	\$936
			Clear Rain	CL RN	\$642	\$692	\$872	\$989
6150-66	64"-66"	58 <sup>1</sup> / <sub>2</sub> "	Clear Etched	EE	\$704	\$755	\$934	\$1052
6150-66S	64"-66"	56"						
6150-64	61"-64"	58 <sup>1</sup> / <sub>2</sub> "	<b>AQUAGLIDE</b> Clear	XP	\$792	\$842	\$1022	\$1139
6150-64S	61"-64"	56"	Fluted Reflections	FG RF	\$985	\$1036	\$1215	\$1333
			Autumn Symmetry	AU MY	\$1005	\$1056	\$1235	\$1353
			<b>NEW</b> Silk Tempest	LK TM				

6150-60	56"-60"	58 <sup>1</sup> / <sub>2</sub> "						
6150-60S	56"-60"	56"	Obscure	No Code	\$456	\$507	\$643	\$740
6150-56	54"-56"	58 <sup>1</sup> / <sub>2</sub> "	Clear Rain	CL RN	\$514	\$565	\$701	\$798
6150-56S	54"-56"	56"						
6150-54	52"-54"	58 <sup>1</sup> / <sub>2</sub> "	Clear Etched	EE	\$573	\$623	\$759	\$857
6150-54S	52"-54"	56"						
6150-52	50"-52"	58 <sup>1</sup> / <sub>2</sub> "	<b>AQUAGLIDE</b> Clear	XP	\$664	\$715	\$851	\$948
6150-52S	50"-52"	56"	Fluted Reflections	FG RF	\$810	\$861	\$997	\$1094
6150-50	48"-50"	58 <sup>1</sup> / <sub>2</sub> "						
6150-50S	48"-50"	56"	Autumn Clear Beveled	AU CD	\$868	\$919	\$1055	\$1152
6150-48	46"-48"	58 <sup>1</sup> / <sub>2</sub> "	Symmetry	MY				
6150-48S	46"-48"	56"	Silk	LK				
6150-42	40"-42"	58 <sup>1</sup> / <sub>2</sub> "	<b>NEW</b> Tempest	TM				
6150-42S	40"-42"	56"						

SCX907	Tub Filler	Cut To Size	Each (Add \$26.00 for taper)	\$53	\$61	\$73	\$80
SCX850	Wall Filler	Cut To Size	Each (Add \$26.00 for taper)	\$52	\$59	\$70	\$77

**Options** For any variation to standard sizes, or for perfect overlap, add \$266.00 to the 6150-60 list price and use unit number 6150-00 (number may be altered to best fit your specifications at time of order). Specify desired width & height. Please refer to page 5 for custom ordering examples. (Maximum size - 72"w x 64"h).

**NEW** **AQUAGLIDE** (shown above in clear glass) is also available for all other glass patterns for an additional \$150.00 per unit. Prefix the Unit Number with the letters AG to select this option. **For example - AG6150-48SAUAP**

### Notes

If tub surface or walls are out of level beyond 3/8" purchase tapered fillers (see above) for proper fit. Please specify taper size when ordering and add \$26.00.

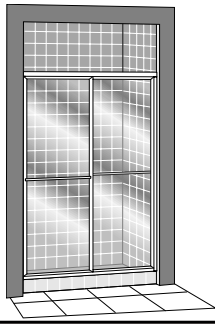
For additional units designed to fit specific fiberglass modulars, please see page 14.

### Ordering Example

6150-56SRNAP (Unit number, followed by glass selection code, then by frame color code.)

### Frame Selection Codes

Anodized Finishes			
Silver	No Code	Gold	GD
Trends			
Brushed Nickel	BN	Oil Rubbed Bronze	OR
Antique Pewter	QP	Satin Nickel	SN
Colours			
Almond	AP	Burnished Copper	CU
Bronze	BR	White	WP
Brushed Bronze	BB	Wrought Iron	WI



# Sliding Shower Enclosures

## Deluxe Framed

7150

Unit No.	Fits Openings Between	Height	Glass Selections	Glass Code	Silver	Gold	Trends	Colours
7150-60	56"-60"	71 1/2"	Obscure	No Code	\$561	\$625	\$790	\$909
7150-60T	56"-60"	68"	Clear Rain	CL	\$615	\$679	\$844	\$963
7150-60S	56"-60"	64 1/2"		RN				
7150-56	54"-56"	71 1/2"	Clear Etched	EE	\$677	\$740	\$906	\$1024
7150-56T	54"-56"	68"						
7150-56S	54"-56"	64 1/2"	Fluted Reflections	XP	\$765	\$829	\$994	\$1113
7150-54	52"-54"	71 1/2"						
7150-54T	52"-54"	68"	Autumn Clear Beveled	FG	\$957	\$1020	\$1186	\$1304
7150-54S	52"-54"	64 1/2"		RF				
7150-52	49"-52"	71 1/2"	Symmetry	AU	\$1014	\$1077	\$1243	\$1362
7150-52T	49"-52"	68"		CD				
7150-52S	49"-52"	64 1/2"	Silk Tempest	MY				
				LK				
				TM				
7150-48	46"-48"	71 1/2"	Obscure	No Code	\$472	\$537	\$670	\$772
7150-48T	46"-48"	68"	Clear Rain	CL	\$530	\$596	\$728	\$830
7150-48S	46"-48"	64 1/2"		RN				
7150-46	44"-46"	71 1/2"	Clear Etched	EE	\$586	\$652	\$784	\$886
7150-46T	44"-46"	68"						
7150-46S	44"-46"	64 1/2"	Fluted Reflections	XP	\$680	\$746	\$878	\$980
7150-44	42"-44"	71 1/2"						
7150-44T	42"-44"	68"	Autumn Clear Beveled	FG	\$814	\$879	\$1011	\$1113
7150-44S	42"-44"	64 1/2"		RF				
7150-42	40"-42"	71 1/2"	Symmetry	AU	\$973	\$1039	\$1171	\$1273
7150-42T	40"-42"	68"		CD				
7150-42S	40"-42"	64 1/2"	Silk Tempest	MY				
7150-40	38"-40"	71 1/2"		LK				
7150-40T	38"-40"	68"		TM				
7150-40S	38"-40"	64 1/2"						
SCX907	Tub Filler	Cut To Size	Each (Add \$26.00 for taper)		\$53	\$61	\$73	\$80
SCX850	Wall Filler	Cut To Size	Each (Add \$26.00 for taper)		\$52	\$59	\$70	\$77

**Options** For any variation to standard sizes, or for perfect overlap, add \$266.00 to the 7150-48 list price and use unit number 7150-00 (number may be altered to best fit your specifications at time of order). Specify desired width & height. Please refer to page 5 for custom ordering examples. (Maximum size - 72"w x 80"h. Please contact Customer Service for height restrictions on oversize Clear Beveled units.)

**NEW** **AQUAGLIDE** (shown above in clear glass) is also available for all other glass patterns for an additional \$150.00 per unit. Prefix the Unit Number with the letters AG to select this option. **For example - AG7150-60TMY**

### Notes

If shower surface or walls are out of level beyond 3/8" purchase tapered fillers (see above) for proper fit. Please specify taper size when ordering and add \$26.00.


For additional units designed to fit specific fiberglass modularity, please see page 14.

### Ordering Example

7150-60CLBN (Unit number, followed by glass selection code, then by frame color code.)

### Frame Selection Codes

Anodized Finishes			
Silver	No Code	Gold	GD
Trends			
Brushed Nickel	BN	Oil Rubbed Bronze	OR
Antique Pewter	QP	Satin Nickel	SN
Colours			
Almond	AP	Burnished Copper	CU
Bronze	BR	White	WP
Brushed Bronze	BB	Wrought Iron	WI



# Sliding Tub/Shower Enclosures

**Celesta** 3/8" Frameless  
luxury glass enclosures  
 Featuring Metal Towel Bars

Unit No.	Fits Openings Between	Height	Glass Selections	Glass Code	Silver	Gold	Trends	Colours	
Tub 2850-60 2850-56	56"-60" 52"-56"	58 <sup>1</sup> / <sub>4</sub> " 58 <sup>1</sup> / <sub>4</sub> "	Clear	CL	\$983	\$1015	\$1118	\$1313	
			Rain	RN	\$1111	\$1143	\$1246	\$1441	
			Silk	LK					
			<b>AQUAGLIDE</b> Clear	XP	\$1133	\$1165	\$1268	\$1463	
			<b>NEW</b> Symmetry Tempest	MY TM	\$1362	\$1394	\$1497	\$1692	
Shower 3850-60 3850-60S 3850-56 3850-56S	56"-60" 56"-60" 52"-56" 52"-56"	71 <sup>1</sup> / <sub>4</sub> " 64 <sup>3</sup> / <sub>4</sub> " 71 <sup>1</sup> / <sub>4</sub> " 64 <sup>3</sup> / <sub>4</sub> "	Clear	CL	\$1120	\$1211	\$1253	\$1483	
			Rain	RN	\$1274	\$1365	\$1406	\$1636	
			Silk	LK					
			<b>AQUAGLIDE</b> Clear	XP	\$1270	\$1361	\$1403	\$1633	
			<b>NEW</b> Symmetry Tempest	MY TM	\$1573	\$1664	\$1705	\$1935	
Shower 3850-48 3850-48S	44"-48" 44"-48"	71 <sup>1</sup> / <sub>4</sub> " 64 <sup>3</sup> / <sub>4</sub> "	Clear	CL	\$997	\$1039	\$1132	\$1344	
			Rain	RN	\$1125	\$1167	\$1261	\$1473	
			Silk	LK					
			<b>AQUAGLIDE</b> Clear	XP	\$1147	\$1189	\$1282	\$1494	
			<b>NEW</b> Symmetry Tempest	MY TM	\$1376	\$1419	\$1512	\$1724	
SCX629	Tub/Curb Filler	Cut To Size	Each (Add \$26.00 for taper)		\$72	\$81	\$100	\$109	
SCX647	Wall Filler	Cut To Size	Each (Add \$26.00 for taper)		\$70	\$74	\$100	\$110	

**Options** For any variation to standard sizes add \$448.00 to the 2850-60 or 3850-48 list price and use unit number 2850-OO or 3850-OO (number may be altered to best fit your specifications at time of order). Specify desired width & height. Please refer to page 5 for custom ordering examples. (Max. size - 34 sq. ft., 72"w or 80"h)

Units feature two Celesta Towel Bars. You may substitute single sided Celesta Handles or Celesta Knobs at no additional charge (showerhead side is required).

**NEW** **AQUAGLIDE** (shown above in clear glass) is also available for all other glass patterns for an additional \$150.00 per unit. Prefix the Unit Number with the letters AG to select this option. **Example - AG2850-60RNGD**

## Notes



If tub/shower surface or walls are out of level beyond <sup>3</sup>/<sub>8</sub>" purchase tapered fillers (see above) for proper fit. Please specify taper size when ordering and add \$26.00.

## Ordering Example


2850-60MYWI (Unit number, followed by glass selection code, then by frame color code.)

## Frame Selection Codes

Anodized Finishes			
Silver	No Code	Gold	GD
Trends			
Brushed Nickel	BN	Oil Rubbed Bronze	OR
Antique Pewter	QP	Satin Nickel	SN
Colours			
Almond	AP	Burnished Copper	CU
Bronze	BR	White	WP
Brushed Bronze	BB	Wrought Iron	WI



Infinity  
Through the Glass  
Towel Bar  
(Standard)



Infinity  
Arched Towel Bar  
(Option - See Below)

# Sliding Tub/Shower Enclosures

## Infinity 1/4" Frameless

Unit No.	Fits Openings Between	Height	Glass Selections	Glass Code	Silver	Gold	Trends	Colours
Tub			Clear	CL	\$640	\$736	\$937	\$1026
4400-60	56"-60"	57"	<b>AQUAGLIDE</b> Clear	XP	\$790	\$886	\$1087	\$1176
4400-56	52"-56"	57"						
4400-56S	52"-56"	56"	Clear Etched	EE	\$845	\$941	\$1141	\$1230
4400-52	48"-52"	57"	Rain	RN				
4400-48	44"-48"	57"	Fluted Reflections	FG RF	\$1101	\$1198	\$1398	\$1487
Shower								
4500-48	44"-48"	70"	Autumn	AU				
4500-44	40"-44"	70"	Clear Beveled	CD				
4500-44S	40"-44"	65 1/2"	Symmetry	MY	\$1260	\$1357	\$1557	\$1646
4500-40	38"-40"	70"	Silk	LK				
4500-40S	38"-40"	65 1/2"	Tempest	TM				

			Clear	CL	\$772	\$907	\$1081	\$1167
			<b>AQUAGLIDE</b> Clear	XP	\$922	\$1057	\$1231	\$1317
Shower								
4500-60	56"-60"	70"	Clear Etched	EE	\$974	\$1110	\$1284	\$1369
4500-60S	56"-60"	65 1/2"	Rain	RN				
4500-56	52"-56"	70"	Fluted Reflections	FG RF	\$1257	\$1393	\$1567	\$1652
4500-56S	52"-56"	65 1/2"						
4500-52	48"-52"	70"	Autumn	AU				
4500-52S	48"-52"	65 1/2"	Clear Beveled	CD	\$1413	\$1549	\$1722	\$1808
			Symmetry	MY				
			Silk	LK				
			Tempest	TM				

SCX907	Tub Filler	Cut To Size	Each (Add \$26.00 for taper)	\$53	\$61	\$73	\$80
SCX850	Wall Filler	Cut To Size	Each (Add \$26.00 for taper)	\$52	\$59	\$70	\$77

**Options**

Units feature a traditional Through-the-Glass towel bar. To substitute an Arched towel bar, prefix the unit number with the letter (T) and add \$125.00 list. **For example - T4500-56SNFG**

Pull handles replace towel bars on Clear Beveled Glass. To substitute pull handles on all other glass options, add \$125.00 list for aluminum pull that matches frame color (SC4570) and specify at time of order. Showerhead side is required for pull handle option.

For any variation to standard sizes add \$253.00 to the 4400-60 or 4500-48 list price and use unit number 4400-OO or 4500-OO (number may be altered to best fit your specifications at time of order). Specify desired width & height. Please refer to page 5 for custom ordering examples. (Maximum size tub - 72" w x 62" h; shower - 60" w x 70" h or 48" w x 78" h. Please contact Customer Service for height restrictions on oversize Clear Beveled units.)

**AQUAGLIDE** (shown above in clear glass) is also available for all other glass patterns for an additional \$150.00 per unit. Prefix the Unit Number with the letters AG to select this option. **Example - AG4500-60FGGD**

### Notes

If tub/shower surface or walls are out of level beyond 3/8", purchase tapered fillers (see above) for proper fit. Please specify taper size when ordering, and add \$26.00.

### Ordering Example

4400-52CLBR (Unit number, followed by glass selection code, then by frame color code.)

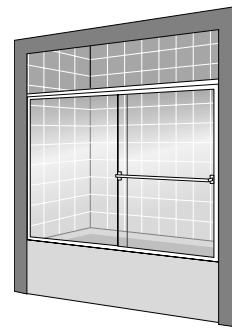
### Frame Selection Codes

Anodized Finishes			
Silver	No Code	Gold	GD
Trends			
Brushed Nickel	BN	Oil Rubbed Bronze	OR
Antique Pewter	QP	Satin Nickel	SN
Colours			
Almond	AP	Burnished Copper	CU
Bronze	BR	White	WP
Brushed Bronze	BB	Wrought Iron	WI

# Sliding Tub/Shower Enclosures

## Classic 3/16" Frameless

3400/3500



Unit No.	Fits Openings Between	Height	Glass Selections	Glass Code	Silver	Gold	Trends	Colours
Tub			Obscure	No Code	\$419	\$477	\$541	\$611
3400-60	56"-60"	57"	Clear Rain	CL RN	\$479	\$536	\$601	\$671
3400-56	52"-56"	57"						
3400-56S	52"-56"	56"	Clear Etched	EE	\$515	\$572	\$637	\$707
3400-52	48"-52"	57"						
3400-48	44"-48"	57"	<b>AQUAGLIDE</b> Clear	XP	\$629	\$686	\$751	\$821

Shower			Obscure	No Code	\$535	\$610	\$688	\$773
3500-60	56"-60"	70"	Clear Rain	CL RN	\$587	\$665	\$742	\$827
3500-60T	56"-60"	68"						
3500-56	52"-56"	70"	Clear Etched	EE	\$628	\$706	\$783	\$868
3500-56T	52"-56"	68"						
3500-56S	52"-56"	65 <sup>1</sup> / <sub>2</sub> "	<b>AQUAGLIDE</b> Clear	XP	\$737	\$815	\$892	\$977
3500-52	48"-52"	70"						
3500-52T	48"-52"	68"						
3500-52S	48"-52"	65 <sup>1</sup> / <sub>2</sub> "						

Shower			Obscure	No Code	\$422	\$492	\$544	\$649
3500-48	44"-48"	70"	Clear Rain	CL RN	\$481	\$551	\$603	\$708
3500-48T	44"-48"	68"						
3500-48S	44"-48"	65 <sup>1</sup> / <sub>2</sub> "	Clear Etched	EE	\$517	\$587	\$639	\$744
3500-44	40"-44"	70"						
3500-44T	40"-44"	68"	<b>AQUAGLIDE</b> Clear	XP	\$631	\$701	\$753	\$858
3500-44S	40"-44"	65 <sup>1</sup> / <sub>2</sub> "						
3500-40	38"-40"	70"						
3500-40T	38"-40"	68"						
3500-40S	38"-40"	65 <sup>1</sup> / <sub>2</sub> "						

SCX907	Tub Filler	Cut To Size	Each (Add \$26.00 for taper)	\$53	\$61	\$73	\$80
SCX850	Wall Filler	Cut To Size	Each (Add \$26.00 for taper)	\$52	\$59	\$70	\$77
SC7282	Towel Bar Assembly		Each	\$62	\$68	\$77	\$85

**Options** 3400/3500 Units are supplied with one towel bar. An additional towel bar can be added by purchasing an SC7282 (see above).

For any variation to standard sizes add \$266.00 to the 3400-60 or 3500-48 list price and use unit number 3400-OO or 3500-OO (number may be altered to best fit your specifications at time of order). Specify desired width & height. Please refer to page 5 for custom ordering examples. (Maximum size tub - 72"w x 62"h; shower - 70"w x 66"h; 48"w x 80"h.)

**NEW** **AQUAGLIDE** (shown above in clear glass) is also available for all other glass patterns for an additional \$150.00 per unit. Prefix the Unit Number with the letters AG to select this option. **For example - AG3500-40SAUAP**

### Notes

If tub/shower surface or walls are out of level beyond <sup>3</sup>/<sub>8</sub>" purchase tapered fillers (see above) for proper fit. Please specify taper size when ordering and add \$26.00.

For additional units designed to fit specific fiberglass modulars, please see page 14.

### Ordering Example

3400-60EEGD (Unit number, followed by glass selection code, then by frame color code.)

### Frame Selection Codes


Anodized Finishes			
Silver	No Code	Gold	GD
Trends			
Brushed Nickel	BN	Oil Rubbed Bronze	OR
Antique Pewter	QP	Satin Nickel	SN
Colours			
Almond	AP	Burnished Copper	CU
Bronze	BR	White	WP
Brushed Bronze	BB	Wrought Iron	WI

# Sliding Tub/Shower

## Performance Framed

8185/9185

8185



Unit No.	Fits Openings Between	Height	Glass Selections	Glass Code	Silver
<b>Tub</b>					
8185-60	56"-60"	58 <sup>1</sup> / <sub>2</sub> "			
8185-60S	56"-60"	56"			
8185-56	54"-56"	58 <sup>1</sup> / <sub>2</sub> "			
8185-56S	54"-56"	56"	Obscure	No Code	\$315
8185-54	52"-54"	58 <sup>1</sup> / <sub>2</sub> "			
8185-54S	52"-54"	56"			
8185-52	50"-52"	58 <sup>1</sup> / <sub>2</sub> "			
8185-52S	50"-52"	56"			
<b>Shower</b>					
9185-60	56"-60"	71 <sup>1</sup> / <sub>2</sub> "			
9185-60T	56"-60"	68"	Obscure	No Code	\$352
9185-56	54"-56"	71 <sup>1</sup> / <sub>2</sub> "			
9185-56T	54"-56"	68"			
9185-56S	54"-56"	64 <sup>1</sup> / <sub>2</sub> "			
<b>Shower</b>					
9185-48	44"-48"	71 <sup>1</sup> / <sub>2</sub> "			
9185-48T	44"-48"	68"			
9185-48S	44"-48"	64 <sup>1</sup> / <sub>2</sub> "			
9185-44	40"-44"	71 <sup>1</sup> / <sub>2</sub> "	Obscure	No Code	\$315
9185-44T	40"-44"	68"			
9185-44S	40"-44"	64 <sup>1</sup> / <sub>2</sub> "			
9185-40	38"-40"	71 <sup>1</sup> / <sub>2</sub> "			
9185-40T	38"-40"	68"			
SCX907	Tub/Curb Filler	Cut To Size	Each (Add \$26.00 for taper)		\$53
SCX850	Wall Filler	Cut To Size	Each (Add \$26.00 for taper)		\$52

### Notes

If tub/shower (8185/9185) surface or walls are out of level beyond <sup>3</sup>/<sub>8</sub>" purchase tapered fillers (see above) for proper fit. Please specify taper size when ordering and add \$26.00.

For additional 8185 & 9185 units designed to fit specific fiberglass modulares, please see page 14.

### Ordering Example

9185-60 (Unit number)

### Frame Selection Codes

#### Anodized Finishes

Silver No Code

# Sliding Enclosures For **Fiberglass Modules**

Model #	Modular Opening W" x H"	Frame Selection	Basco Unit #	Height	Unit Supplied With:	Silver/ Obscure	Gold/ Obscure	Trends/ Obscure	Colours/ Obscure
OCSS48 Advantage 48 62030100	43 <sup>1</sup> / <sub>2</sub> " x 66 <sup>1</sup> / <sub>2</sub> "	Supreme	3150-44OC	64 <sup>1</sup> / <sub>4</sub> "	Tapered Fillers	\$795	\$838	\$984	\$1059
		Deluxe	7150-44OC	64 <sup>1</sup> / <sub>2</sub> "	Tapered Jambs	\$529	\$594	\$750	\$829
		Infinity	4500-44OC*	65 <sup>1</sup> / <sub>2</sub> "	Tapered Jambs	\$692	\$788	\$989	\$1078
		Classic	3500-44OC	65 <sup>1</sup> / <sub>2</sub> "	Tapered Jambs	\$480	\$550	\$602	\$707
OCSS60 Advantage 60 62040100	55 <sup>5</sup> / <sub>16</sub> " x 70 <sup>1</sup> / <sub>2</sub> "	Supreme	3150-56OC	69 <sup>3</sup> / <sub>4</sub> "	Tapered Fillers	\$858	\$902	\$1078	\$1162
		Deluxe	7150-56OC	68"	Tapered Jambs	\$620	\$684	\$877	\$968
		Infinity	4500-56OC*	70"	Tapered Jambs	\$824	\$959	\$1133	\$1219
		Classic	3500-56OC	70"	Tapered Jambs	\$590	\$667	\$745	\$829
V60HG	54 <sup>3</sup> / <sub>4</sub> " x 57 <sup>7</sup> / <sub>8</sub> "	Deluxe	6150-56SOC	56"	Tapered Jambs	\$513	\$564	\$723	\$797
		Classic	3400-56OC	57"	Tapered Jambs	\$474	\$507	\$596	\$666
71120110/20 71220110/20 71120112 71220112/22 Ensemble	57 <sup>11</sup> / <sub>16</sub> " x 55"	Deluxe	6150-58EN	55"	No Taper Required	\$456	\$507	\$643	\$740
		Classic	3400-58EN	55"	No Taper Required	\$419	\$477	\$541	\$611
72270100 Accord 72130100 Ensemble 72230100 Ensemble	56 <sup>5</sup> / <sub>8</sub> " x 70 <sup>1</sup> / <sub>2</sub> "	Supreme	3150-57ST	67 <sup>3</sup> / <sub>4</sub> "	No Taper Required	\$752	\$796	\$972	\$1056
		Deluxe	7150-57ST	66 <sup>3</sup> / <sub>4</sub> "	No Taper Required	\$561	\$625	\$790	\$909
		Infinity	4500-56EN*	70"	No Taper Required	\$772	\$907	\$1081	\$1167
		Classic	3500-56EN	70"	No Taper Required	\$533	\$610	\$688	\$773
72110100, 72210100 Ensemble	38 <sup>5</sup> / <sub>8</sub> " x 70 <sup>1</sup> / <sub>2</sub> "	Infinity	4500-40EN*	70"	No Taper Required	\$640	\$736	\$937	\$1026
		Classic	3500-40EN	70"	No Taper Required	\$422	\$492	\$544	\$649
72260100 Accord 72120100 Ensemble 72220100 Ensemble	44 <sup>5</sup> / <sub>8</sub> " x 70 <sup>1</sup> / <sub>2</sub> "	Supreme	3150-45ST	67 <sup>3</sup> / <sub>4</sub> "	No Taper Required	\$687	\$731	\$877	\$951
		Deluxe	7150-45ST	66 <sup>3</sup> / <sub>4</sub> "	No Taper Required	\$472	\$537	\$670	\$772
		Infinity	4500-45EN*	70"	No Taper Required	\$640	\$736	\$937	\$1026
		Classic	3500-45EN	70"	No Taper Required	\$422	\$492	\$544	\$649
72280100 72280106	44 <sup>1</sup> / <sub>8</sub> " x 70 <sup>5</sup> / <sub>8</sub> "	Deluxe	7150-45TAC	68"	Tapered Jambs	\$529	\$594	\$750	\$829
		Infinity	4500-45AC*	70"	Tapered Jambs	\$692	\$788	\$989	\$1078
		Classic	3500-45AC	70"	Tapered Jambs	\$480	\$550	\$602	\$707
72290100 72290106	56 <sup>1</sup> / <sub>8</sub> " x 70 <sup>5</sup> / <sub>8</sub> "	Deluxe	7150-57TAC	68"	Tapered Jambs	\$620	\$684	\$877	\$968
		Infinity	4500-57AC*	70"	Tapered Jambs	\$824	\$959	\$1133	\$1219
		Classic	3500-57AC	70"	Tapered Jambs	\$590	\$667	\$745	\$829
71150110 71150120	56 <sup>3</sup> / <sub>4</sub> " x 55 <sup>7</sup> / <sub>8</sub> "	Supreme	2150-57AC	55 <sup>1</sup> / <sub>4</sub> "	No Taper Required	\$684	\$729	\$858	\$932
		Deluxe	6150-57AC	55 <sup>1</sup> / <sub>2</sub> "	No Taper Required	\$456	\$507	\$643	\$740
		Classic	3400-57EN	55"	No Taper Required	\$419	\$477	\$541	\$611
326032A	54 <sup>3</sup> / <sub>4</sub> " x 55 <sup>1</sup> / <sub>2</sub> "	Supreme	2150-55AQ	54 <sup>3</sup> / <sub>4</sub> "	No Taper Required	\$684	\$729	\$858	\$932
		Deluxe	6150-55AQ	55"	No Taper Required	\$456	\$507	\$643	\$740
		Classic	3400-55AQ	55"	No Taper Required	\$419	\$477	\$541	\$611
326032C-R/L	54 <sup>3</sup> / <sub>4</sub> " x 54 <sup>1</sup> / <sub>2</sub> "	Supreme	2150-55AQC	54 <sup>1</sup> / <sub>2</sub> "	No Taper Required	\$684	\$729	\$858	\$932
		Deluxe	6150-55AQC	54 <sup>1</sup> / <sub>2</sub> "	No Taper Required	\$456	\$507	\$643	\$740
		Classic	3400-55AQC	54 <sup>1</sup> / <sub>2</sub> "	No Taper Required	\$419	\$477	\$541	\$611
316036AC	56" x 67 <sup>3</sup> / <sub>4</sub> "	Deluxe	7150-56AQ	67"	No Taper Required	\$561	\$625	\$790	\$909
876032D-R/L	56 <sup>7</sup> / <sub>8</sub> " x 53 <sup>1</sup> / <sub>2</sub> "	Deluxe	6150-57AQ	53 <sup>1</sup> / <sub>2</sub> "	No Taper Required	\$513	\$564	\$723	\$797
GTW4260 STS3060 TS260 TS460	56 <sup>7</sup> / <sub>8</sub> " x 55 <sup>7</sup> / <sub>8</sub> "	Supreme	2150-57AK	55 <sup>1</sup> / <sub>4</sub> "	No Taper Required	\$684	\$729	\$858	\$932
		Deluxe	6150-57AK	55 <sup>1</sup> / <sub>2</sub> "	No Taper Required	\$456	\$507	\$643	\$740
TS2-3260 TS4-3260	56 <sup>1</sup> / <sub>2</sub> " x 58 <sup>1</sup> / <sub>2</sub> "	Supreme	2150-57BAK	58 <sup>1</sup> / <sub>4</sub> "	No Taper Required	\$684	\$729	\$858	\$932
		Deluxe	6150-57BAK	58 <sup>1</sup> / <sub>2</sub> "	No Taper Required	\$456	\$507	\$643	\$740
ACTS60 GB60	53 <sup>3</sup> / <sub>4</sub> " x 56"	Supreme	2150-54AK	55 <sup>1</sup> / <sub>4</sub> "	No Taper Required	\$684	\$729	\$858	\$932
		Deluxe	6150-54AK	55 <sup>1</sup> / <sub>2</sub> "	No Taper Required	\$456	\$507	\$643	\$740
K1577/78 K 1597/98 K 1539/40	43" x 71"	Deluxe	7150-44KH	70"	No Taper Required	\$472	\$537	\$670	\$772
K1532 K1533	56"x 56"	Deluxe	6150-56SKH	56"	Tapered Jambs	\$513	\$564	\$723	\$797
		Classic	3400-56SKH	56"	Tapered Jambs	\$474	\$507	\$596	\$666
2603CTW	56"x 55"	Supreme	2150-56LS	54 <sup>3</sup> / <sub>4</sub> "	No Taper Required	\$684	\$729	\$858	\$932
		Deluxe	6150-56LS	55" <sup>4</sup>	No Taper Required	\$456	\$507	\$643	\$740

STERLING

AQUA GLASS

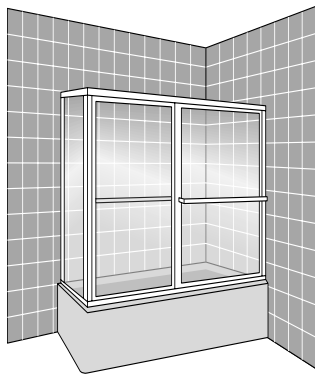
AKER

LASCO KOHLER

Additional Glass Options		
Add \$61 Clear (CL), Rain (RN)	Add \$120 Clear Etched (EE)	Add \$211 AQUA GLIDE Clear (XP)
Add \$360** Fluted (FG), Reflections (RF)	Add \$480** Autumn (AU), Clear Beveled (CD), Silk (LK), Symmetry (MY), Tempest (TM)	

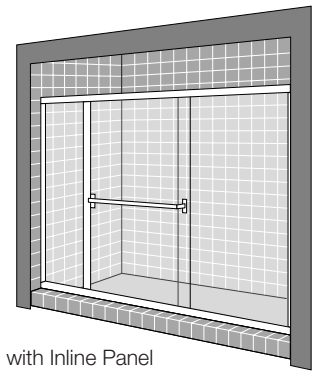
**Options** **AQUA GLIDE** (shown here in clear glass) is also available for all other glass patterns for an additional \$150.00 per unit. Prefix the Unit Number with the letters AG to select this option.

\* Pricing for Infinity unit is for Clear Glass. Obscure is not available.  
\*\* These options are not available in 3400/3500.  
Performance Units are available in Obscure Glass Only.



6151 with 90° Return Panel

# Sliding Tub/Shower Enclosures with End Panels



3503 with Inline Panel

Unit No.	Style	Centerline Up To:	Height	Silver/ Obscure	Gold/ Obscure	Trends/ Obscure	Colours/ Obscure
Tub with 90° Return Panel							
2151	Supreme	60" x 40"	58 <sup>1</sup> / <sub>4</sub> "	\$1625	\$1777	\$2223	\$2401
6151	Deluxe	60" x 40"	58 <sup>1</sup> / <sub>2</sub> "	\$1285	\$1318	\$1624	\$1781
3401	Classic	60" x 40"	57"	\$1029	\$1149	\$1284	\$1587
4401*	Infinity	60" x 40"	57"	\$1440	\$1576	\$2059	\$2279
Shower with 90° Return Panel							
3151	Supreme	60" x 40"	71 <sup>1</sup> / <sub>4</sub> "	\$1699	\$1904	\$2328	\$2513
7151	Deluxe	60" x 40"	71 <sup>1</sup> / <sub>2</sub> "	\$1256	\$1394	\$1721	\$1893
3501	Classic	60" x 40"	70"	\$1082	\$1212	\$1346	\$1621
4501*	Infinity	60" x 40"	70"	\$1550	\$1688	\$2112	\$2347
Tub with Inline Panel							
6153	Deluxe	60" x 24"	58 <sup>1</sup> / <sub>2</sub> "	\$1095	\$1208	\$1499	\$1648
3403	Classic	60" x 24"	57"	\$964	\$1050	\$1187	\$1454
4403*	Infinity	60" x 24"	57"	\$1341	\$1478	\$1915	\$2124
Shower with Inline Panel							
7153	Deluxe	60" x 24"	71 <sup>1</sup> / <sub>2</sub> "	\$1184	\$1301	\$1619	\$1777
3503	Classic	60" x 24"	70"	\$1082	\$1182	\$1322	\$1636
4503*	Infinity	60" x 24"	70"	\$1396	\$1525	\$1995	\$2211

## Additional Glass Options

Style	Code	Add to Obscure List Price
Clear	CL	\$130 Per Unit
Rain	RN	\$228 Per Unit
Clear Etched	EE	\$228 Per Unit
<b>NEW</b> <b>AQUAGLIDE</b> Clear	XP	\$280 Per Unit
Fluted**	FG	\$469 Per Unit
Reflections**	RF	\$469 Per Unit
Clear Beveled***	CD	\$496 Per Unit
Silk**	LK	\$779 Per Unit
Autumn**	AU	\$779 Per Unit
Symmetry**	MY	\$779 Per Unit
Tempest**	TM	\$779 Per Unit

\* Pricing for Infinity unit is for Clear Glass. Obscure is not available.  
 \*\* Not available in 3400/3500.  
 \*\*\* Design on Door Panels Only - Not available in 3400/3500.

**Options** For any variation to standard sizes add \$266.00 to the list price and specify desired width & height. Please refer to page 5 for custom ordering examples. (Please refer to individual style pages for maximum sizes and restrictions.)

**NEW** **Buttress** - add \$60.00 to list

**AQUAGLIDE** (shown here in clear glass) is also available for all other glass patterns for an additional \$150.00 per unit. Prefix the Unit Number with the letters AG to select this option.

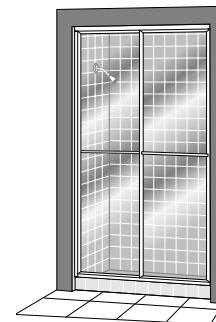
## Frame Selection Codes

Anodized Finishes			
Silver	No Code	Gold	GD
Trends			
Brushed Nickel	BN	Oil Rubbed Bronze	OR
Antique Pewter	QP	Satin Nickel	SN
Colours			
Almond	AP	Burnished Copper	CU
Bronze	BR	White	WP
Brushed Bronze	BB	Wrought Iron	WI

# Sliding Tub/Shower

## Seal Tight Steam Framed

2000/3000/3055



Unit No.	Showerhead Side	Fits Openings Between	Height	Glass Selections	Glass Code	Silver	Gold	Trends**	Colours**
Tub				Obscure	No Code	\$905	\$982	\$1096	\$1156
2000*	L/R	47"-60"	58 <sup>5</sup> / <sub>8</sub> "	Clear	CL	\$947	\$1025	\$1138	\$1198
2000S*	L/R	47"-60"	56 <sup>1</sup> / <sub>8</sub> "	Rain Clear Etched	RN EE	\$1022	\$1100	\$1213	\$1274
Shower				<b>aquaGLIDE</b> Clear	XP	\$1097	\$1175	\$1288	\$1348
3000*	L/R	38"-48"	71 <sup>5</sup> / <sub>8</sub> "	Fluted Reflections	FG RF	\$1268	\$1346	\$1459	\$1520
3000T*	L/R	38"-48"	68 <sup>1</sup> / <sub>8</sub> "	Autumn Clear Beveled	AU CD	\$1324	\$1402	\$1515	\$1576
3000S*	L/R	38"-48"	64 <sup>5</sup> / <sub>8</sub> "	Symmetry	MY				
			Silk	LK					
				NEW Tempest	TM				

\*Finished opening and showerhead side required - Please specify when ordering.

				Obscure	No Code	\$1001	\$1088	\$1192	\$1367
				Clear	CL	\$1041	\$1127	\$1231	\$1406
Shower				Rain Clear Etched	RN EE	\$1119	\$1206	\$1310	\$1485
3055*	L/R	49"-60"	71 <sup>5</sup> / <sub>8</sub> "	<b>aquaGLIDE</b> Clear	XP	\$1191	\$1277	\$1381	\$1556
3055T*	L/R	49"-60"	68 <sup>1</sup> / <sub>8</sub> "	Fluted Reflections	FG RF	\$1319	\$1406	\$1510	\$1685
3055S*	L/R	49"-60"	64 <sup>5</sup> / <sub>8</sub> "	Autumn Clear Beveled	AU CD	\$1378	\$1465	\$1568	\$1743
				Symmetry	MY				
				Silk	LK				
				NEW Tempest	TM				

\*Finished opening and showerhead side required - Please specify when ordering.

SCX814	Tub/Curb Filler	Cut To Size	Each (Add \$26.00 for taper)	\$31	\$36	\$44	\$49
SCX850	Wall Filler	Cut To Size	Each (Add \$26.00 for taper)	\$52	\$59	\$70	\$77

Options	
	For any variation to standard sizes add \$266.00 to the 2000/3000 list price & use unit number 2000-OO or 3000-OO (number may be altered to best fit your specifications at time of order). Specify desired width & height. Please refer to page 5 for custom ordering examples. (Maximum size tub - 72" w x 64" h; shower - 72" w x 80" h. Please contact Customer Service for height restrictions on oversize Clear Beveled units.)
	<b>aquaGLIDE</b> (shown above in clear glass) is also available for all other glass patterns for an additional \$150.00 per unit. Prefix the Unit Number with the letters AG to select this option. <b>For Example - AG3000TLK</b>

### Notes

If tub/shower surface or walls are out of level beyond <sup>3</sup>/<sub>8</sub>" purchase tapered fillers (see above) for proper fit. Please specify taper size when ordering and add \$26.00.

When opening exceeds standard heights, order either a 400 Panel or a Custom Enclosure to fit exact height.

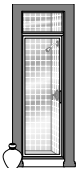
### Ordering Example

3000LCDAP (Unit number, followed by glass selection code, then by frame color code.)

### Frame Selection Codes

Anodized Finishes			
Silver	No Code	Gold	GD
Trends			
Antique Pewter	QP	Oil Rubbed Bronze	OR
		Satin Nickel	SN
Colours			
Almond	AP	Burnished Copper	CU
Bronze	BR	White	WP
		Wrought Iron	WI

\*\* Brushed Nickel & Brushed Bronze are not available in this unit.



# Swing Doors

## Seal Tight Steam Framed Continuous Hinge

18CS & 400S/400H Top Panels

Unit No.	Fits Openings Between	Maximum Height	Glass Selections	Glass Code	Silver	Gold	Trends	Colours
18CS*	20"-36"	80 <sup>1</sup> / <sub>8</sub> "	Obscure	No Code	\$781	\$898	\$1115	\$1231
			Clear	CL	\$806	\$923	\$1140	\$1257
			Rain Clear Etched	RN EE	\$880	\$996	\$1213	\$1330
			<b>AQUAGLIDE</b> Clear	XP	\$881	\$998	\$1215	\$1332
			Fluted Reflections	FG RF	\$1012	\$1129	\$1346	\$1463
			Autumn Symmetry Silk Tempest	AU MY LK TM	\$1034	\$1151	\$1368	\$1485

**\*Finished opening required - Please specify when ordering.**

SCX543	Curb Filler	Cut To Size	Each (Add \$26.00 for taper)	\$42	\$48	\$57	\$63
SCX553	Wall Filler	Cut To Size	Each (Add \$26.00 for taper)	\$31	\$34	\$39	\$43

Optional Top Panel (Template May Be Required)	400S* Stationary Top Panel	Obscure	No Code	\$270	\$358	\$411	\$479
		Clear Rain	CL RN	\$283	\$371	\$424	\$492
		<b>AQUAGLIDE</b> Clear	XP	\$358	\$446	\$499	\$567
		Fluted Reflections	FG RF	\$362	\$450	\$503	\$571
		Autumn Symmetry Silk Tempest	AU MY LK TM	\$400	\$488	\$541	\$609

**\*Finished opening required - Please specify when ordering.**  
Maximum Size of 15 Square Ft.  
Minimum Size 18" W x 4<sup>1</sup>/<sub>2</sub>" H

Optional Top Panel (Template May Be Required)	400H* Hinged Top Panel Not Available in Colours or Brushed Nickel.	Obscure	No Code	\$414	\$453	-	-
		Clear Rain	CL RN	\$424	\$464	-	-
		<b>AQUAGLIDE</b> Clear	XP	\$499	\$539	-	-
		Fluted Reflections	FG RF	\$505	\$544	-	-
		Autumn Symmetry Silk Tempest	AU MY LK TM	\$544	\$583	-	-

**\*Finished opening required - Please specify when ordering.**  
Maximum Size 36" W x 12" H  
Minimum Size 18" W x 5<sup>3</sup>/<sub>4</sub>" H

**Options** For any variation to the standard sizes listed for the 18CS unit add \$236.00 to the list price & use unit number 18CS-OO (number may be altered to best fit your specifications at time of order). Specify desired width & height. Please refer to page 5 for custom ordering examples. (Maximum 36" x 84".)

To add a Curved Towel Bar to this framed hinge door, prefix the unit number with the letter (T) and add \$112.00 list. **For example - T18CSFGBN**

**AQUAGLIDE** (shown above in clear glass) is also available for all other glass patterns for an additional \$75.00 per unit. Prefix the Unit Number with the letters AG to select this option. **For Example - AG18CSRFP**

### Notes

If tub/shower surface or walls are out of level beyond <sup>3</sup>/<sub>8</sub>" purchase tapered fillers (see above) for proper fit. Please specify taper size when ordering and add \$26.00.

When opening exceeds standard heights, order either a 400 Panel or a Custom Enclosure to fit exact height.

### Ordering Example

18CSCLWP (Unit number, followed by glass selection code, then by frame color code.)

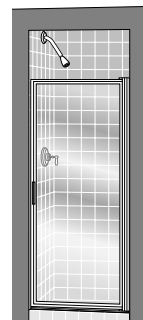
### Frame Selection Codes

Anodized Finishes			
Silver	No Code	Gold	GD
Trends			
Brushed Nickel	BN	Oil Rubbed Bronze	OR
Antique Pewter	QP	Satin Nickel	SN
Colours			
Almond	AP	Burnished Copper	CU
Bronze	BR	White	WP
Brushed Bronze	BB	Wrought Iron	WI

# Swing Doors

## Deluxe Framed Pivot

100, 200



Unit No.	Fits Openings Between	Height	Glass Selections	Glass Code	Silver	Gold	Trends	Colours
100-1	20 <sup>3</sup> / <sub>4</sub> " - 22 <sup>1</sup> / <sub>2</sub> "	63 <sup>1</sup> / <sub>2</sub> "	Obscure	No Code	\$340	\$392	\$518	\$580
100-2	22 <sup>3</sup> / <sub>4</sub> " - 24 <sup>1</sup> / <sub>2</sub> "	63 <sup>1</sup> / <sub>2</sub> "	Clear	CL	\$360	\$412	\$538	\$600
100-3	24 <sup>1</sup> / <sub>4</sub> " - 26"	63 <sup>1</sup> / <sub>2</sub> "	Rain	RN				
100-4	25 <sup>3</sup> / <sub>4</sub> " - 27 <sup>1</sup> / <sub>2</sub> "	63 <sup>1</sup> / <sub>2</sub> "	Clear Etched	EE	\$402	\$454	\$581	\$642
100-5	27 <sup>1</sup> / <sub>4</sub> " - 29"	63 <sup>1</sup> / <sub>2</sub> "	<b>AQUAGLIDE</b> Clear	XP	\$435	\$487	\$613	\$675
100-6	28 <sup>3</sup> / <sub>4</sub> " - 30 <sup>1</sup> / <sub>2</sub> "	63 <sup>1</sup> / <sub>2</sub> "	Fluted	FG	\$549	\$601	\$727	\$788
100-7	29 <sup>5</sup> / <sub>8</sub> " - 31 <sup>3</sup> / <sub>8</sub> "	63 <sup>1</sup> / <sub>2</sub> "	Reflections	RF				
100-8	31 <sup>1</sup> / <sub>8</sub> " - 32 <sup>7</sup> / <sub>8</sub> "	63 <sup>1</sup> / <sub>2</sub> "	Autumn	AU				
100-9	33 <sup>1</sup> / <sub>8</sub> " - 34 <sup>7</sup> / <sub>8</sub> "	63 <sup>1</sup> / <sub>2</sub> "	Clear Beveled	CD	\$593	\$645	\$771	\$833
100-10	35 <sup>1</sup> / <sub>8</sub> " - 36 <sup>7</sup> / <sub>8</sub> "	63 <sup>1</sup> / <sub>2</sub> "	Symmetry	MY				
			Silk	LK				
			NEW Tempest	TM				

200-1	20 <sup>3</sup> / <sub>4</sub> " - 22 <sup>1</sup> / <sub>2</sub> "	67"	Obscure	No Code	\$379	\$435	\$559	\$620
200-2	22 <sup>1</sup> / <sub>2</sub> " - 24 <sup>1</sup> / <sub>4</sub> "	67"	Clear	CL	\$417	\$473	\$597	\$658
200-3	24 <sup>3</sup> / <sub>4</sub> " - 26 <sup>1</sup> / <sub>2</sub> "	67"	Rain	RN	\$485	\$541	\$665	\$726
200-4	26 <sup>1</sup> / <sub>4</sub> " - 28"	67"	Clear Etched	EE				
200-5	27 <sup>3</sup> / <sub>4</sub> " - 29 <sup>1</sup> / <sub>2</sub> "	67"	<b>AQUAGLIDE</b> Clear	XP	\$492	\$548	\$672	\$733
200-6	29 <sup>3</sup> / <sub>4</sub> " - 31 <sup>1</sup> / <sub>2</sub> "	67"	Fluted	FG	\$623	\$679	\$803	\$863
200-7	31 <sup>1</sup> / <sub>8</sub> " - 32 <sup>7</sup> / <sub>8</sub> "	67"	Reflections	RF				
200-8	33 <sup>1</sup> / <sub>8</sub> " - 34 <sup>7</sup> / <sub>8</sub> "	67"	Autumn	AU	\$635	\$692	\$816	\$876
200-9	35 <sup>1</sup> / <sub>4</sub> " - 37"	67"	Clear Beveled	CD				
			Symmetry	MY				
			Silk	LK				
			NEW Tempest	TM				

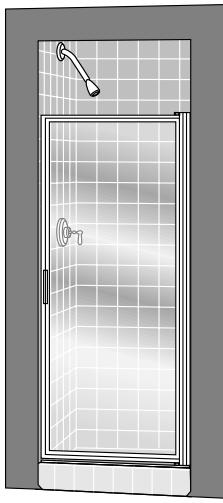
SCX878	Curb Filler	Cut To Size	Each (Add \$26.00 for taper)	\$57	\$70	\$71	\$78
SCX902	1/4" Wall Filler- Strk Jmb	Cut To Size	Each (Add \$26.00 for taper)	\$25	\$30	\$41	\$44
SCX901	1/2" Wall Filler- Strk Jmb	Cut To Size	Each (Add \$26.00 for taper)	\$36	\$40	\$47	\$51
SCX910	3/4" Wall Filler- Strk Jmb	Cut To Size	Each (Add \$26.00 for taper)	\$39	\$44	\$54	\$59
SCX850	1" Wall Filler- Pvt Jamb	Cut To Size	Each (Add \$26.00 for taper)	\$52	\$59	\$70	\$77

Options	
	For any variation to standard sizes add \$224.00 to the 100 list price & use unit number 100-OO ( <i>model number may be altered to best fit your specifications at time of order</i> ). Specify desired width & height. Please refer to page 5 for custom ordering examples. (Maximum height 84". Please contact Customer Service for height restrictions on oversize Clear Beveled units.)
	To add a Curved Towel Bar to any framed pivot door prefix the unit number with the letter (T) and add \$112.00 list. <b>For example - T200-10MYBN</b>
	<b>NEW AQUAGLIDE</b> (shown above in clear glass) is also available for all other glass patterns for an additional \$75.00 per unit. Prefix the Unit Number with the letters AG to select this option. <b>For example - AG100-8FG</b>

Notes	
	For additional units designed to fit specific fiberglass modulares, please see page 26.
	<b>Ordering Example</b>
	100-5CDBB (Unit number, followed by glass selection code, then by frame color code.)

### Frame Selection Codes

Anodized Finishes			
Silver	No Code	Gold	GD
Trends			
Brushed Nickel	BN	Oil Rubbed Bronze	OR
Antique Pewter	QP	Satin Nickel	SN
Colours			
Almond	AP	Burnished Copper	CU
Bronze	BR	White	WP
Brushed Bronze	BB	Wrought Iron	WI



# Swing Doors

## Deluxe Framed Pivot

500

Unit No.	Fits Openings Between	Height	Glass Selections	Glass Code	Silver	Gold	Trends	Colours
500-1	20 <sup>3</sup> / <sub>4</sub> " - 22 <sup>1</sup> / <sub>2</sub> "	70 <sup>1</sup> / <sub>2</sub> "	Obscure	No Code	\$417	\$477	\$595	\$656
500-2	21 <sup>3</sup> / <sub>4</sub> " - 23 <sup>1</sup> / <sub>2</sub> "	70 <sup>1</sup> / <sub>2</sub> "	Clear	CL	\$473	\$534	\$651	\$713
500-3	22 <sup>3</sup> / <sub>4</sub> " - 24 <sup>1</sup> / <sub>2</sub> "	70 <sup>1</sup> / <sub>2</sub> "	<b>AQUAGLIDE</b> Clear	XP	\$548	\$609	\$726	\$788
500-4	24 <sup>1</sup> / <sub>4</sub> " - 26"	70 <sup>1</sup> / <sub>2</sub> "	Rain	RN	\$565	\$626	\$743	\$805
500-5	24 <sup>3</sup> / <sub>4</sub> " - 26 <sup>1</sup> / <sub>2</sub> "	70 <sup>1</sup> / <sub>2</sub> "	Clear Etched	EE				
500-6	26 <sup>1</sup> / <sub>4</sub> " - 28"	70 <sup>1</sup> / <sub>2</sub> "	Fluted	FG	\$697	\$757	\$875	\$936
500-7	27 <sup>3</sup> / <sub>4</sub> " - 29 <sup>1</sup> / <sub>2</sub> "	70 <sup>1</sup> / <sub>2</sub> "	Reflections	RF				
500-8	28 <sup>3</sup> / <sub>4</sub> " - 30 <sup>1</sup> / <sub>2</sub> "	70 <sup>1</sup> / <sub>2</sub> "	Autumn	AU	\$711	\$771	\$889	\$950
500-9	30 <sup>1</sup> / <sub>4</sub> " - 32"	70 <sup>1</sup> / <sub>2</sub> "	Clear Beveled	CD				
500-10	30 <sup>3</sup> / <sub>4</sub> " - 32 <sup>1</sup> / <sub>2</sub> "	70 <sup>1</sup> / <sub>2</sub> "	Symmetry	MY				
500-11	32 <sup>3</sup> / <sub>4</sub> " - 34 <sup>1</sup> / <sub>2</sub> "	70 <sup>1</sup> / <sub>2</sub> "	Silk	LK				
500-12	34 <sup>1</sup> / <sub>4</sub> " - 36"	70 <sup>1</sup> / <sub>2</sub> "	<b>NEW</b> Tempest	TM				

SCX878	Curb Filler	Cut To Size	Each (Add \$26.00 for taper)	\$57	\$70	\$71	\$78
SCX902	1/4" Wall Filler- Strk Jmb	Cut To Size	Each (Add \$26.00 for taper)	\$25	\$30	\$41	\$44
SCX901	1/2" Wall Filler- Strk Jmb	Cut To Size	Each (Add \$26.00 for taper)	\$36	\$40	\$47	\$51
SCX910	3/4" Wall Filler- Strk Jmb	Cut To Size	Each (Add \$26.00 for taper)	\$39	\$44	\$54	\$59
SCX850	1" Wall Filler- Pvt Jamb	Cut To Size	Each (Add \$26.00 for taper)	\$52	\$59	\$70	\$77

Options	
	For any variation to standard sizes add \$224.00 to the 100 list price & use unit number 100-OO ( <i>number may be altered to best fit your specifications at time of order</i> ). Specify desired width & height. Please refer to page 5 for custom ordering examples. (Maximum height 84". Please contact Customer Service for height restrictions on oversize Clear Beveled units.)
	To add a Curved Towel Bar to any framed pivot door prefix the unit number with the letter (T) and add \$112.00 list. <b>For example - T500-10MYBN</b>
<b>NEW</b>	<b>AQUAGLIDE</b> (shown above in clear glass) is also available for all other glass patterns for an additional \$75.00 per unit. Prefix the Unit Number with the letters AG to select this option. <b>For example - AG500-3AU</b>

Notes	
	For additional units designed to fit specific fiberglass modulars, please see page 26.
	<b>Ordering Example</b>
	100-5CDBB (Unit number, followed by glass selection code, then by frame color code.)

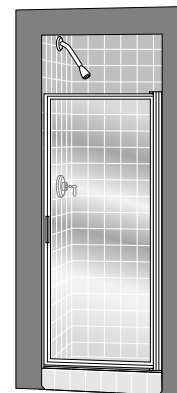
### Frame Selection Codes

Anodized Finishes			
Silver	No Code	Gold	GD
Trends			
Brushed Nickel	BN	Oil Rubbed Bronze	OR
Antique Pewter	QP	Satin Nickel	SN
Colours			
Almond	AP	Burnished Copper	CU
Bronze	BR	White	WP
Brushed Bronze	BB	Wrought Iron	WI

# Swing Doors

## Deluxe Framed Continuous Hinge

110, 210



Unit No.	Fits Openings Between	Height	Glass Selections	Glass Code	Silver	Gold	Trends	Colours
110-1	22 <sup>3</sup> / <sub>8</sub> " - 23 <sup>3</sup> / <sub>8</sub> "	63 <sup>1</sup> / <sub>2</sub> "	Obscure	No Code	\$352	\$403	\$530	\$591
110-2	23 <sup>3</sup> / <sub>8</sub> " - 24 <sup>3</sup> / <sub>8</sub> "	63 <sup>1</sup> / <sub>2</sub> "	Clear	CL	\$372	\$424	\$550	\$611
110-3	25 <sup>7</sup> / <sub>8</sub> " - 26 <sup>7</sup> / <sub>8</sub> "	63 <sup>1</sup> / <sub>2</sub> "	Rain	RN	\$372	\$424	\$550	\$611
110-4	27 <sup>3</sup> / <sub>8</sub> " - 28 <sup>3</sup> / <sub>8</sub> "	63 <sup>1</sup> / <sub>2</sub> "	Clear Etched	EE	\$414	\$466	\$592	\$654
110-5	28 <sup>7</sup> / <sub>8</sub> " - 29 <sup>7</sup> / <sub>8</sub> "	63 <sup>1</sup> / <sub>2</sub> "	<b>AQUAGLIDE</b> Clear	XP	\$447	\$499	\$625	\$686
110-6	30 <sup>3</sup> / <sub>8</sub> " - 31 <sup>3</sup> / <sub>8</sub> "	63 <sup>1</sup> / <sub>2</sub> "	Fluted Reflections	FG RF	\$560	\$612	\$738	\$800
110-7	31 <sup>1</sup> / <sub>8</sub> " - 32 <sup>1</sup> / <sub>8</sub> "	63 <sup>1</sup> / <sub>2</sub> "	Autumn	AU	\$605	\$657	\$783	\$844
110-8	32 <sup>3</sup> / <sub>4</sub> " - 33 <sup>3</sup> / <sub>4</sub> "	63 <sup>1</sup> / <sub>2</sub> "	Clear Beveled	CD				
110-9	34 <sup>3</sup> / <sub>4</sub> " - 35 <sup>3</sup> / <sub>4</sub> "	63 <sup>1</sup> / <sub>2</sub> "	Symmetry	MY				
110-10	35 <sup>3</sup> / <sub>4</sub> " - 36 <sup>3</sup> / <sub>4</sub> "	63 <sup>1</sup> / <sub>2</sub> "	Silk Tempest	LK TM				

210-1	22 <sup>3</sup> / <sub>8</sub> " - 23 <sup>3</sup> / <sub>8</sub> "	67"	Obscure	No Code	\$392	\$448	\$572	\$632
210-2	24 <sup>1</sup> / <sub>8</sub> " - 25 <sup>1</sup> / <sub>8</sub> "	67"	Clear	CL	\$430	\$486	\$610	\$670
210-3	26 <sup>3</sup> / <sub>8</sub> " - 27 <sup>3</sup> / <sub>8</sub> "	67"	Rain	RN	\$498	\$554	\$678	\$738
210-4	27 <sup>7</sup> / <sub>8</sub> " - 28 <sup>7</sup> / <sub>8</sub> "	67"	Clear Etched	EE	\$498	\$554	\$678	\$738
210-5	29 <sup>3</sup> / <sub>8</sub> " - 30 <sup>3</sup> / <sub>8</sub> "	67"	<b>AQUAGLIDE</b> Clear	XP	\$505	\$561	\$685	\$745
210-6	30 <sup>3</sup> / <sub>8</sub> " - 31 <sup>3</sup> / <sub>8</sub> "	67"	Fluted Reflections	FG RF	\$635	\$692	\$816	\$876
210-A	31 <sup>3</sup> / <sub>8</sub> " - 32 <sup>3</sup> / <sub>8</sub> "	67"	Autumn	AU	\$648	\$704	\$828	\$889
210-7	32 <sup>3</sup> / <sub>4</sub> " - 33 <sup>3</sup> / <sub>4</sub> "	67"	Clear Beveled	CD				
210-8	34 <sup>3</sup> / <sub>4</sub> " - 35 <sup>3</sup> / <sub>4</sub> "	67"	Symmetry	MY				
210-9	35 <sup>3</sup> / <sub>4</sub> " - 36 <sup>3</sup> / <sub>4</sub> "	67"	Silk Tempest	LK TM				

SCX878	Curb Filler	Cut To Size	Each (Add \$26.00 for taper)	\$57	\$70	\$71	\$78
SCX553	Wall Filler	Cut To Size	Each (Add \$26.00 for taper)	\$31	\$34	\$39	\$43

Options	
	For any variation to standard sizes add \$224.00 to the 110 list price & use unit number 110-00 (number may be altered to best fit your specifications at time of order). Specify desired width & height. Please refer to page 5 for custom ordering examples. (Maximum height 84". Please contact Customer Service for height restrictions on oversize Clear Beveled units.)
	To add a Curved Towel Bar to this framed hinge door prefix the unit number with the letter (T) and add \$112.00 list. <b>For example - T210-10MYBN</b>
<b>NEW</b>	<b>AQUAGLIDE</b> (shown above in clear glass) is also available for all other glass patterns for an additional \$75.00 per unit. Prefix the Unit Number with the letters AG to select this option. <b>For example - AG110-7MTBN</b>

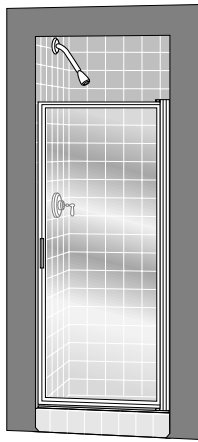
### Notes

#### Ordering Example

110-5RFQP (Unit number, followed by glass selection code, then by frame color code.)

### Frame Selection Codes

Anodized Finishes			
Silver	No Code	Gold	GD
Trends			
Brushed Nickel	BN	Oil Rubbed Bronze	OR
Antique Pewter	QP	Satin Nickel	SN
Colours			
Almond	AP	Burnished Copper	CU
Bronze	BR	White	WP
Brushed Bronze	BB	Wrought Iron	WI



# Swing Doors

## Deluxe Framed Continuous Hinge

510

Unit No.	Fits Openings Between	Height	Glass Selections	Glass Code	Silver	Gold	Trends	Colours
510-1	22 <sup>3</sup> / <sub>8</sub> " - 23 <sup>3</sup> / <sub>8</sub> "	70 <sup>1</sup> / <sub>2</sub> "	Obscure	No Code	\$431	\$491	\$609	\$670
510-2	23 <sup>3</sup> / <sub>8</sub> " - 24 <sup>3</sup> / <sub>8</sub> "	70 <sup>1</sup> / <sub>2</sub> "	Clear	CL	\$487	\$547	\$665	\$726
510-3	24 <sup>1</sup> / <sub>8</sub> " - 25 <sup>1</sup> / <sub>8</sub> "	70 <sup>1</sup> / <sub>2</sub> "	<b>AQUAGLIDE</b> Clear	XP	\$562	\$622	\$740	\$801
510-4	25 <sup>7</sup> / <sub>8</sub> " - 26 <sup>7</sup> / <sub>8</sub> "	70 <sup>1</sup> / <sub>2</sub> "	Rain	RN	\$579	\$639	\$757	\$819
510-5	26 <sup>3</sup> / <sub>8</sub> " - 27 <sup>3</sup> / <sub>8</sub> "	70 <sup>1</sup> / <sub>2</sub> "	Clear Etched	EE				
510-6	27 <sup>7</sup> / <sub>8</sub> " - 28 <sup>7</sup> / <sub>8</sub> "	70 <sup>1</sup> / <sub>2</sub> "	Fluted	FG	\$710	\$771	\$888	\$950
510-7	29 <sup>3</sup> / <sub>8</sub> " - 30 <sup>3</sup> / <sub>8</sub> "	70 <sup>1</sup> / <sub>2</sub> "	Reflections	RF				
510-8	30 <sup>3</sup> / <sub>8</sub> " - 31 <sup>3</sup> / <sub>8</sub> "	70 <sup>1</sup> / <sub>2</sub> "	Autumn	AU	\$724	\$785	\$902	\$964
510-9	31 <sup>7</sup> / <sub>8</sub> " - 32 <sup>7</sup> / <sub>8</sub> "	70 <sup>1</sup> / <sub>2</sub> "	Clear Beveled	CD				
510-10	32 <sup>3</sup> / <sub>8</sub> " - 33 <sup>3</sup> / <sub>8</sub> "	70 <sup>1</sup> / <sub>2</sub> "	Symmetry	MY				
510-11	34 <sup>3</sup> / <sub>8</sub> " - 35 <sup>3</sup> / <sub>8</sub> "	70 <sup>1</sup> / <sub>2</sub> "	Silk	LK				
510-12	35 <sup>7</sup> / <sub>8</sub> " - 36 <sup>7</sup> / <sub>8</sub> "	70 <sup>1</sup> / <sub>2</sub> "	<b>NEW</b> Tempest	TM				

SCX878	Curb Filler	Cut To Size	Each (Add \$26.00 for taper)	\$57	\$70	\$71	\$78
SCX553	Wall Filler	Cut To Size	Each (Add \$26.00 for taper)	\$31	\$34	\$39	\$43

Options	
	For any variation to standard sizes add \$224.00 to the 110 list price & use unit number 110-OO (number may be altered to best fit your specifications at time of order). Specify desired width & height. Please refer to page 5 for custom ordering examples. (Maximum height 84". Please contact Customer Service for height restrictions on oversize Clear Beveled units.)
	To add a Curved Towel Bar to this framed hinge door prefix the unit number with the letter (T) and add \$112.00 list. <b>For example - T510-10MYBN</b>
<b>NEW</b>	<b>AQUAGLIDE</b> (shown above in clear glass) is also available for all other glass patterns for an additional \$75.00 per unit. Prefix the Unit Number with the letters AG to select this option. <b>For example - AG510-3AU</b>

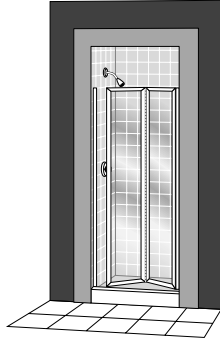
### Notes

#### Ordering Example

510-5RFQP (Unit number, followed by glass selection code, then by frame color code.)

### Frame Selection Codes

Anodized Finishes			
Silver	No Code	Gold	GD
Trends			
Brushed Nickel	BN	Oil Rubbed Bronze	OR
Antique Pewter	QP	Satin Nickel	SN
Colours			
Almond	AP	Burnished Copper	CU
Bronze	BR	White	WP
Brushed Bronze	BB	Wrought Iron	WI



# Swing Doors

## Bi-Fold Framed Intra-Hinge

1100

Unit No.	Fits Openings Between	Height	Glass Selections	Glass Code	Silver	Gold
Intrahinge Bi-fold						
1100-1	23 <sup>1</sup> / <sub>2</sub> "-24 <sup>1</sup> / <sub>2</sub> "	67"				
1100-2	24 <sup>1</sup> / <sub>2</sub> "-25 <sup>1</sup> / <sub>2</sub> "	67"				
1100-3	25 <sup>1</sup> / <sub>2</sub> "-26 <sup>1</sup> / <sub>2</sub> "	67"				
1100-4	26 <sup>1</sup> / <sub>2</sub> "-27 <sup>1</sup> / <sub>2</sub> "	67"	Obscure	No Code	\$726	\$800
1100-5	27 <sup>1</sup> / <sub>2</sub> "-28 <sup>1</sup> / <sub>2</sub> "	67"	Clear	CL		
1100-6	28 <sup>1</sup> / <sub>2</sub> "-29 <sup>1</sup> / <sub>2</sub> "	67"	Rain	RN	\$750	\$824
1100-7	29 <sup>1</sup> / <sub>2</sub> "-30 <sup>1</sup> / <sub>2</sub> "	67"	<b>AQUAGLIDE</b> Clear	XP	\$825	\$899
1100-8	30 <sup>1</sup> / <sub>2</sub> "-31 <sup>1</sup> / <sub>2</sub> "	67"				
1100-9	31 <sup>1</sup> / <sub>2</sub> "-32 <sup>1</sup> / <sub>2</sub> "	67"	Fluted	FG	\$828	\$903
1100-10	32 <sup>1</sup> / <sub>2</sub> "-33 <sup>1</sup> / <sub>2</sub> "	67"				
1100-11	33 <sup>1</sup> / <sub>2</sub> "-34 <sup>1</sup> / <sub>2</sub> "	67"				
1100-12	34 <sup>1</sup> / <sub>2</sub> "-35 <sup>1</sup> / <sub>2</sub> "	67"				
1100-13	35 <sup>1</sup> / <sub>2</sub> "-36 <sup>1</sup> / <sub>2</sub> "	67"				

SCX907	Curb Filler	Cut To Size	Each (Add \$26.00 for taper)	\$53	\$61
SCX553	Wall Filler	Cut To Size	Each (Add \$26.00 for taper)	\$31	\$34

**Options** <sup>NEW</sup> **AQUAGLIDE** (shown above in clear glass) is also available for all other glass patterns for an additional \$75.00 per unit. Prefix the Unit Number with the letters AG to select this option. **For example - AG1100-12FGGD**

### Notes

If shower surface or walls are out of level beyond <sup>3</sup>/<sub>8</sub>" purchase tapered fillers (see above) for proper fit. Please specify taper size when ordering and add \$26.00.

### Ordering Example

1100-4RNGD (Unit number, followed by glass selection code, then by frame color code.)

### Frame Selection Codes

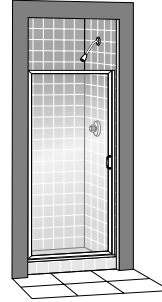
#### Anodized Finishes

Silver	No Code
Gold	GD

# Swing Doors

## Performance Framed Hinge

85



Unit No.	Fits Openings Between	Height	Glass Selections	Glass Code	Silver
85-1	22 <sup>3</sup> / <sub>8</sub> "-23 <sup>3</sup> / <sub>8</sub> "	63 <sup>1</sup> / <sub>2</sub> "			
85-2	23 <sup>3</sup> / <sub>8</sub> "-24 <sup>3</sup> / <sub>8</sub> "	63 <sup>1</sup> / <sub>2</sub> "			
85-3	25 <sup>7</sup> / <sub>8</sub> "-26 <sup>7</sup> / <sub>8</sub> "	63 <sup>1</sup> / <sub>2</sub> "			
85-4	27 <sup>3</sup> / <sub>8</sub> "-28 <sup>3</sup> / <sub>8</sub> "	63 <sup>1</sup> / <sub>2</sub> "			
85-5	28 <sup>7</sup> / <sub>8</sub> "-29 <sup>7</sup> / <sub>8</sub> "	63 <sup>1</sup> / <sub>2</sub> "	Obscure	No Code	\$258
85-6	30 <sup>3</sup> / <sub>8</sub> "-31 <sup>3</sup> / <sub>8</sub> "	63 <sup>1</sup> / <sub>2</sub> "			
85-7	31 <sup>1</sup> / <sub>8</sub> "-32 <sup>1</sup> / <sub>8</sub> "	63 <sup>1</sup> / <sub>2</sub> "			
85-8	32 <sup>3</sup> / <sub>4</sub> "-33 <sup>3</sup> / <sub>4</sub> "	63 <sup>1</sup> / <sub>2</sub> "			
85-9	34 <sup>3</sup> / <sub>4</sub> "-35 <sup>3</sup> / <sub>4</sub> "	63 <sup>1</sup> / <sub>2</sub> "			
85-10	35 <sup>3</sup> / <sub>4</sub> "-36 <sup>3</sup> / <sub>4</sub> "	63 <sup>1</sup> / <sub>2</sub> "			

### Notes

#### Ordering Example

85-1 (Unit number)

### Frame Selection Codes

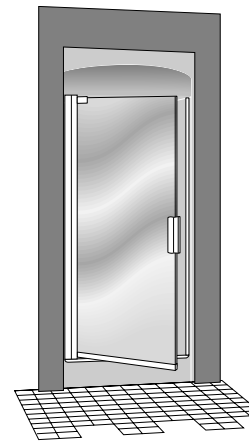
#### Anodized Finishes

Silver No Code

# Swing Doors

**Classic** 3/16"

Frameless Pivot 3600



Unit No.	Fits Openings Between	Height	Glass Selections	Glass Code	Silver	Gold	Trends	Colours
			Obscure	No Code	\$351	\$413	\$485	\$564
			Clear	CL	\$393	\$456	\$527	\$606
3600-0	22 <sup>1</sup> / <sub>8</sub> "-23 <sup>5</sup> / <sub>8</sub> "	66"						
3600-1	23 <sup>5</sup> / <sub>8</sub> "-25 <sup>1</sup> / <sub>8</sub> "	66"	Rain	RN	\$444	\$507	\$578	\$657
3600-2	26 <sup>5</sup> / <sub>8</sub> "-28 <sup>1</sup> / <sub>8</sub> "	66"	Clear Etched	EE				
3600-3	28 <sup>5</sup> / <sub>8</sub> "-30 <sup>1</sup> / <sub>8</sub> "	66"	<b>AQUAGLIDE</b> Clear	XP	\$468	\$531	\$602	\$681
3600-4	30 <sup>1</sup> / <sub>4</sub> "-31 <sup>3</sup> / <sub>4</sub> "	66"						
3600-6	31 <sup>3</sup> / <sub>4</sub> "-33 <sup>1</sup> / <sub>4</sub> "	66"	Fluted	FG	\$599	\$662	\$733	\$812
3600-7	32 <sup>3</sup> / <sub>4</sub> "-34 <sup>1</sup> / <sub>4</sub> "	66"	Reflections	RF				
3600-8	34 <sup>1</sup> / <sub>8</sub> "-35 <sup>5</sup> / <sub>8</sub> "	66"	Autumn	AU				
			Clear Beveled	CD	\$633	\$695	\$766	\$846
			Symmetry	MY				
			Silk	LK				
			<b>NEW</b> Tempest	TM				

SCX878	Curb Filler	Cut To Size	Each (Add \$26.00 for taper)	\$57	\$70	\$71	\$78
SCX902	1/4" Wall Filler- Strk Jmb	Cut To Size	Each (Add \$26.00 for taper)	\$25	\$30	\$41	\$44
SCX901	1/2" Wall Filler- Strk Jmb	Cut To Size	Each (Add \$26.00 for taper)	\$36	\$40	\$47	\$51
SCX910	3/4" Wall Filler- Strk Jmb	Cut To Size	Each (Add \$26.00 for taper)	\$39	\$44	\$54	\$59
SCX850	1" Wall Filler- Pvt Jamb	Cut To Size	Each (Add \$26.00 for taper)	\$52	\$59	\$70	\$77

<b>Options</b>	For any variation to standard sizes add \$236.00 to the 3600 list price & use unit number 3600-OO (number may be altered to best fit your specifications at time of order). Specify desired width & height. Please refer to page 5 for custom ordering examples. (Maximum height 72")
<b>NEW</b>	<b>AQUAGLIDE</b> (shown above in clear glass) is also available for all other glass patterns for an additional \$75.00 per unit. Prefix the Unit Number with the letters AG to select this option. <b>For example - AG3600-4CDOR</b>

## Notes

If shower surface or walls are out of level beyond 3/8" purchase tapered fillers (see above) for proper fit. Please specify taper size when ordering and add \$26.00.

## Ordering Example

3600-2MYSN (Unit number, followed by glass selection code, then by frame color code.)

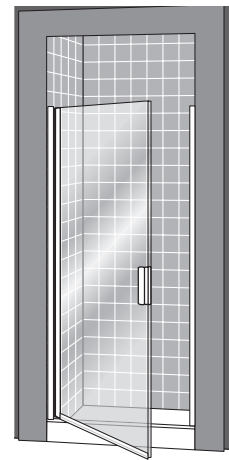
## Frame Selection Codes

Anodized Finishes			
Silver	No Code	Gold	GD
Trends			
Brushed Nickel	BN	Oil Rubbed Bronze	OR
Antique Pewter	QP	Satin Nickel	SN
Colours			
Almond	AP	Burnished Copper	CU
Bronze	BR	White	WP
Brushed Bronze	BB	Wrought Iron	WI

# Swing Doors

## Classic 3/16"

Frameless Continuous Hinge 3610



Unit No.	Fits Openings Between	Height	Glass Selections	Glass Code	Silver	Gold	Trends	Colours
			Obscure	No Code	\$374	\$443	\$508	\$587
			Clear	CL	\$417	\$479	\$550	\$630
3610-0	24 <sup>9</sup> / <sub>16</sub> "-25 <sup>7</sup> / <sub>16</sub> "	65 <sup>1</sup> / <sub>16</sub> "						
3610-1	26 <sup>1</sup> / <sub>16</sub> "-26 <sup>15</sup> / <sub>16</sub> "	65 <sup>1</sup> / <sub>16</sub> "	Rain Clear Etched	RN EE	\$467	\$530	\$601	\$680
3610-2	29 <sup>1</sup> / <sub>16</sub> "-29 <sup>15</sup> / <sub>16</sub> "	65 <sup>1</sup> / <sub>16</sub> "						
3610-3	31 <sup>1</sup> / <sub>16</sub> "-31 <sup>15</sup> / <sub>16</sub> "	65 <sup>1</sup> / <sub>16</sub> "	<b>AQUAGLIDE</b> Clear	XP	\$492	\$554	\$625	\$705
3610-4	32 <sup>1</sup> / <sub>16</sub> "-33 <sup>9</sup> / <sub>16</sub> "	65 <sup>1</sup> / <sub>16</sub> "	Fluted	FG	\$622	\$685	\$756	\$835
3610-6	34 <sup>3</sup> / <sub>16</sub> "-35 <sup>1</sup> / <sub>16</sub> "	65 <sup>1</sup> / <sub>16</sub> "	Reflections	RF				
3610-7	35 <sup>3</sup> / <sub>16</sub> "-36 <sup>1</sup> / <sub>16</sub> "	65 <sup>1</sup> / <sub>16</sub> "	Autumn Clear Beveled Symmetry Silk Tempest	AU CD MY LK TM	\$656	\$719	\$790	\$869

SCX878	Curb Filler	Cut To Size	Each (Add \$26.00 for taper)	\$57	\$70	\$71	\$78
SCX553	Wall Filler	Cut To Size	Each (Add \$26.00 for taper)	\$31	\$34	\$39	\$43

Options	
	For any variation to standard sizes add \$236.00 to the 3610 list price and use unit number 3610-OO (number may be altered to best fit your specifications at time of order). Specify desired width & height. Please refer to page 5 for custom ordering examples. (Maximum height 84")
<b>NEW</b>	<b>AQUAGLIDE</b> (shown above in clear glass) is also available for all other glass patterns for an additional \$75.00 per unit. Prefix the Unit Number with the letters AG to select this option. <b>For example - AG3610-4CDOR</b>

### Notes

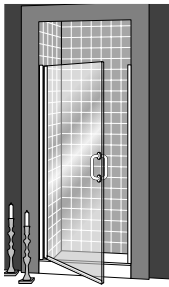
If shower surface or walls are out of level beyond <sup>3</sup>/<sub>8</sub>" purchase tapered fillers (see above) for proper fit. Please specify taper size when ordering and add \$26.00.

### Ordering Example

3610-2MYSN (Unit number, followed by glass selection code, then by frame color code.)

### Frame Selection Codes

Anodized Finishes			
Silver	No Code	Gold	GD
Trends			
Brushed Nickel	BN	Oil Rubbed Bronze	OR
Antique Pewter	QP	Satin Nickel	SN
Colours			
Almond	AP	Burnished Copper	CU
Bronze	BR	White	WP
Brushed Bronze	BB	Wrought Iron	WI



# Swing Doors

## Infinity 1/4" Frameless Continuous Hinge

1400, 1700

Unit No.	Fits Openings Between	Height	Glass Selections	Glass Code	Silver	Gold	Trends	Colours
1400*	20" - 36"	65 <sup>9</sup> / <sub>16</sub> "	Clear	CL	\$511	\$569	\$632	\$713
			Clear Etched Rain	EE RN	\$560	\$619	\$682	\$763
			<b>AQUAGLIDE</b> Clear	XP	\$586	\$644	\$707	\$788
			Fluted Reflections	FG RF	\$708	\$766	\$830	\$910
			Autumn Clear Beveled Symmetry	AU CD MY	\$741	\$799	\$863	\$943
<b>*Finished opening required - Please specify when ordering.</b>			<b>NEW</b> Silk <b>NEW</b> Tempest	LK TM				
1400-8CL	31 <sup>1</sup> / <sub>8</sub> " - 32 <sup>7</sup> / <sub>8</sub> "	65 <sup>9</sup> / <sub>16</sub> "	Clear	CL	\$511	-	-	-
1400-9CL	33 <sup>1</sup> / <sub>8</sub> " - 34 <sup>7</sup> / <sub>8</sub> "	65 <sup>9</sup> / <sub>16</sub> "						
SC511 provided for additional adjustment.								

1700*	20" - 36"	72"	Clear	CL	\$558	\$617	\$677	\$761
			Clear Etched Rain	EE RN	\$608	\$666	\$727	\$811
			<b>AQUAGLIDE</b> Clear	XP	\$633	\$692	\$752	\$836
			Fluted Reflections	FG RF	\$755	\$814	\$874	\$958
			Autumn Symmetry	AU MY	\$788	\$847	\$907	\$991
<b>*Finished opening required - Please specify when ordering.</b>			<b>NEW</b> Silk <b>NEW</b> Tempest	LK TM				

SCX878	Curb Filler	Cut To Size	Each (Add \$26.00 for taper)	\$57	\$70	\$71	\$78
SCX553	Wall Filler	Cut To Size	Each (Add \$26.00 for taper)	\$31	\$34	\$39	\$43

<b>Options</b>	Units feature a C Pull Handle. To substitute a C Pull/Towel Bar combination option, please prefix the unit number with the letter (C), specify hinge side, left or right and add \$66.00 list. <b>For example - C1700RFWI</b>
	For any variation to standard sizes add \$224.00 to the 1400 list price & use unit number 1400-OO (number may be altered to best fit your specifications at time of order). Specify desired width & height. Please refer to page 5 for custom ordering examples. (Maximum height 84". Please contact Customer Service for height restrictions on oversize Clear Beveled units.)
<b>NEW</b>	<b>AQUAGLIDE</b> (shown above in clear glass) is also available for all other glass patterns for an additional \$75.00 per unit. Prefix the Unit Number with the letters AG to select this option. <b>For example - AG1400RN</b>

### Notes

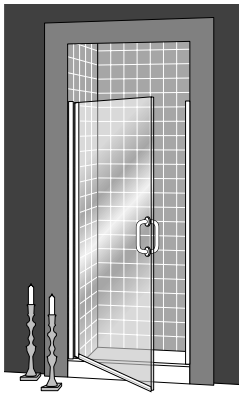
If tub/shower surface or walls are out of level beyond <sup>3</sup>/<sub>8</sub>" purchase tapered fillers (see above) for proper fit. Please specify taper size when ordering and add \$26.00.

### Ordering Example

1400TMOR (Unit number, followed by glass selection code, then by frame color code.)

### Frame Selection Codes

Anodized Finishes			
Silver	No Code	Gold	GD
Trends			
Brushed Nickel	BN	Oil Rubbed Bronze	OR
Antique Pewter	QP	Satin Nickel	SN
Colours			
Almond	AP	Burnished Copper	CU
Bronze	BR	White	WP
Brushed Bronze	BB	Wrought Iron	WI



# Swing Doors

## Infinity 1/4" Frameless Continuous Hinge

1800

Unit No.	Fits Openings Between	Height	Glass Selections	Glass Code	Silver	Gold	Trends	Colours
1800*	20" - 36"	76"	Clear	CL	\$627	\$686	\$746	\$830
			Clear Etched Rain	EE RN	\$677	\$735	\$796	\$880
			<b>AQUAGLIDE</b> ® Clear	XP	\$702	\$761	\$821	\$905
			Fluted Reflections	FG RF	\$824	\$883	\$943	\$1027
			Autumn Symmetry Silk Tempest	AU MY LK TM	\$857	\$916	\$976	\$1060

**\*Finished opening required - Please specify when ordering.** NEW

SCX878	Curb Filler	Cut To Size	Each (Add \$26.00 for taper)	\$57	\$70	\$71	\$78
SCX553	Wall Filler	Cut To Size	Each (Add \$26.00 for taper)	\$31	\$34	\$39	\$43

Options	
	Units feature a C Pull Handle. To substitute a C Pull/Towel Bar combination option, please prefix the unit number with the letter (C), specify hinge side, left or right and add \$66.00 list. <b>For example - C1800RFWI</b>
	For any variation to standard sizes add \$224.00 to the 1400 list price & use unit number 1400-OO ( <i>number may be altered to best fit your specifications at time of order</i> ). Specify desired width & height. Please refer to page 5 for custom ordering examples. (Maximum height 84". Please contact Customer Service for height restrictions on oversize Clear Beveled units.)
	<span style="border: 1px solid black; border-radius: 50%; padding: 2px;">NEW</span> <b>AQUAGLIDE</b> ® (shown above in clear glass) is also available for all other glass patterns for an additional \$75.00 per unit. Prefix the Unit Number with the letters AG to select this option. <b>For example - AG1800AU</b>

### Notes

If tub/shower surface or walls are out of level beyond 3/8" purchase tapered fillers (see above) for proper fit. Please specify taper size when ordering and add \$26.00.

### Ordering Example

1800TMOR (Unit number, followed by glass selection code, then by frame color code.)

### Frame Selection Codes

Anodized Finishes			
Silver	No Code	Gold	GD
Trends			
Brushed Nickel	BN	Oil Rubbed Bronze	OR
Antique Pewter	QP	Satin Nickel	SN
Colours			
Almond	AP	Burnished Copper	CU
Bronze	BR	White	WP
Brushed Bronze	BB	Wrought Iron	WI



1022

# Swing Doors

## Infinity French Doors

1/4" Frameless Continuous Hinge

1022, 1422



1422

Unit No.	Fits Openings Between	Height	Glass Selections	Glass Code	Silver	Gold	Trends	Colours
1022*	48" - 60"	57"	Clear	CL	\$900	\$954	\$1165	\$1227
			Clear Etched Rain	EE RN	\$1050	\$1103	\$1314	\$1376
			<b>AQUAGLIDE</b> Clear	XP	\$1050	\$1104	\$1315	\$1377
			Fluted Reflections	FG RF	\$1140	\$1195	\$1406	\$1468
			Clear Beveled	CD	\$1060	\$1115	\$1325	\$1388
			Autumn Symmetry Silk Tempest	AU MY LK TM	\$1320	\$1374	\$1584	\$1647
<p><b>*Finished opening required - Please specify when ordering.</b></p>			<p><b>NEW</b></p>					

1422*	24" - 60"	68 1/2"	Clear	CL	\$919	\$973	\$1184	\$1246
			Clear Etched Rain	EE RN	\$1069	\$1122	\$1333	\$1395
			<b>AQUAGLIDE</b> Clear	XP	\$1069	\$1123	\$1334	\$1396
			Fluted Reflections	FG RF	\$1159	\$1214	\$1425	\$1487
			Clear Beveled	CD	\$1079	\$1134	\$1344	\$1407
			Autumn Symmetry Silk Tempest	AU MY LK TM	\$1339	\$1393	\$1603	\$1666
<p><b>*Finished opening required - Please specify when ordering.</b></p>			<p><b>NEW</b></p>					

SCX878	Curb Filler	Cut To Size	Each (Add \$26.00 for taper)	\$57	\$70	\$71	\$78
SCX553	Wall Filler	Cut To Size	Each (Add \$26.00 for taper)	\$31	\$34	\$39	\$43

<b>Options</b>	Units feature a C Pull Handle. To substitute a C Pull/Towel Bar combination option (40" minimum opening required), please prefix the unit number with the letter (C), specify hinge side, left or right and add \$131.00 list. <b>For example - C1422CL</b>
	To substitute optional curb (SC915) for applications requiring higher threshold to accommodate fiberglass or acrylic modulares with radius corners or for out of level conditions, prefix the unit number with the letter (R) and add \$63.00 list. <b>For example - R1422FGBN.</b> SC915 comes standard on all 1022 tub units.
	For any variation to standard sizes add \$387.00 to the 1422 list price & use unit number 1422-OO (number may be altered to best fit your specifications at time of order). Specify desired width & height. Please refer to page 5 for custom ordering examples. (Maximum size - 72"w x 84"h. Please contact Customer Service for height restrictions on oversize Clear Beveled units.)
<b>NEW</b> <b>AQUAGLIDE</b> (shown above in clear glass) is also available for all other glass patterns for an additional \$150.00 per unit. Prefix the Unit Number with the letters AG to select this option. <b>For example - AG1422FGSN</b>	

### Notes

If shower surface or walls are out of level beyond 3/8" purchase tapered fillers (see above) for proper fit. Optional curb SC915 must be used with SC878 curb filler.

Please specify taper size when ordering and add \$26.00.

### Ordering Example

1422AUBN (Unit number, followed by glass selection code, then by frame color code.)

### Frame Selection Codes

Anodized Finishes			
Silver	No Code	Gold	GD
Trends			
Brushed Nickel	BN	Oil Rubbed Bronze	OR
Antique Pewter	QP	Satin Nickel	SN
Colours			
Almond	AP	Burnished Copper	CU
Bronze	BR	White	WP
Brushed Bronze	BB	Wrought Iron	WI



# Swing Doors

## Infinity French Doors

1/4" Frameless Continuous Hinge

1722, 1822

Unit No.	Fits Openings Between	Height	Glass Selections	Glass Code	Silver	Gold	Trends	Colours
<b>Shower</b> 1722*	24" - 60"	72"	Clear	CL	\$1143	\$1192	\$1436	\$1503
			Clear Etched Rain	EE RN	\$1246	\$1295	\$1539	\$1606
			<b>AQUAGLIDE</b> Clear	XP	\$1293	\$1342	\$1586	\$1653
			Fluted Reflections	FG RF	\$1332	\$1381	\$1625	\$1692
			Autumn Symmetry Silk <b>NEW</b> Tempest	AU MY LK TM	\$1515	\$1564	\$1808	\$1875
(Optional higher threshold curb SC915 is available and is required for use with curb filler SCX878. See below.)								
<b>*Finished opening required - Please specify when ordering.</b>								

<b>Shower</b> 1822*	24" - 60"	76"	Clear	CL	\$1251	\$1300	\$1544	\$1611
			Clear Etched Rain	EE RN	\$1396	\$1445	\$1689	\$1756
			<b>AQUAGLIDE</b> Clear	XP	\$1401	\$1450	\$1694	\$1761
			Fluted Reflections	FG RF	\$1477	\$1526	\$1770	\$1837
			Autumn Symmetry Silk <b>NEW</b> Tempest	AU MY LK TM	\$1639	\$1688	\$1932	\$1999
(Optional higher threshold curb SC915 is available and is required for use with curb filler SCX878. See below.)								
<b>*Finished opening required - Please specify when ordering.</b>								

SCX878	Curb Filler	Cut To Size	Each (Add \$26.00 for taper)	\$57	\$70	\$71	\$78
SCX553	Wall Filler	Cut To Size	Each (Add \$26.00 for taper)	\$31	\$34	\$39	\$43

<b>Options</b>	Units feature a C Pull Handle. To substitute a C Pull/Towel Bar combination option (40" minimum opening required), please prefix the unit number with the letter (C), specify hinge side, left or right and add \$131.00 list. <b>For example - C1822CL</b>
	To substitute optional curb for applications requiring higher threshold to accommodate fiberglass or acrylic modulars with radius corners or for out of level conditions, prefix the unit number with the letter (R) and add \$63.00 list. <b>For example - R1722EEAQ</b>
	For any variation to standard sizes add \$387.00 to the 1422 list price & use unit number 1422-OO (number may be altered to best fit your specifications at time of order). Specify desired width & height. Please refer to page 5 for custom ordering examples. (Maximum size - 72"w x 84"h. Please contact Customer Service for height restrictions on oversize Clear Beveled units.)
	<b>NEW AQUAGLIDE</b> (shown above in clear glass) is also available for all other glass patterns for an additional \$150.00 per unit. Prefix the Unit Number with the letters AG to select this option. <b>For example - AG1822RNSN</b>

### Notes

If shower surface or walls are out of level beyond  $\frac{3}{8}$ " purchase tapered fillers (see above) for proper fit. Optional curb SC915 must be used with SC878 curb filler.

Please specify taper size when ordering and add \$26.00.

### Ordering Example

1422AUBN (Unit number, followed by glass selection code, then by frame color code.)

### Frame Selection Codes

Anodized Finishes			
Silver	No Code	Gold	GD
Trends			
Brushed Nickel	BN	Oil Rubbed Bronze	OR
Antique Pewter	QP	Satin Nickel	SN
Colours			
Almond	AP	Burnished Copper	CU
Bronze	BR	White	WP
Brushed Bronze	BB	Wrought Iron	WI

# Swing Doors

## Deluxe Doors for Fiberglass Modulars

### Framed Pivot Door

100-AK, 500EN



Unit No.	Manufacturers' Model #	Height	Glass Selections	Glass Code	Silver	Gold	Trends	Colours
100-AK	Aker S-36	63 <sup>1</sup> / <sub>2</sub> "	Obscure	No Code	\$340	\$392	\$518	\$580
			Clear Rain	CL RN	\$360	\$412	\$538	\$600
			Clear Etched	EE	\$402	\$454	\$581	\$642
			<b>AQUAGLIDE</b> Clear	XP	\$435	\$487	\$613	\$675
			Fluted Reflections	FG RF	\$549	\$601	\$727	\$788
			Autumn Clear Beveled Symmetry Silk NEW Tempest	AU CD MY LK TM	\$593	\$645	\$771	\$833
<i>(Fits opening size between 32<sup>3</sup>/<sub>8</sub>" to 34<sup>1</sup>/<sub>8</sub>".)</i>								

500EN	Sterling Ensemble 72100100 (32 <sup>5</sup> / <sub>8</sub> " 72200100 (32 <sup>5</sup> / <sub>8</sub> "	70 <sup>1</sup> / <sub>2</sub> "	Obscure	No Code	\$417	\$477	\$595	\$656
			Clear	CL	\$473	\$534	\$651	\$713
			<b>AQUAGLIDE</b> Clear	XP	\$548	\$609	\$726	\$788
			Rain Clear Etched	RN EE	\$565	\$626	\$743	\$805
			Fluted Reflections	FG RF	\$697	\$757	\$875	\$936
			Autumn Clear Beveled Symmetry Silk NEW Tempest	AU CD MY LK TM	\$711	\$771	\$889	\$950
<i>(Fits opening size between 31<sup>7</sup>/<sub>8</sub>" to 33<sup>3</sup>/<sub>8</sub>".)</i>								

SCX878	Curb Filler	Cut To Size	Each	<i>(Add \$26.00 for taper)</i>	\$57	\$70	\$71	\$78
SCX902	1/4" Wall Filler- Strk Jmb	Cut To Size	Each	<i>(Add \$26.00 for taper)</i>	\$25	\$30	\$41	\$44
SCX901	1/2" Wall Filler- Strk Jmb	Cut To Size	Each	<i>(Add \$26.00 for taper)</i>	\$36	\$40	\$47	\$51
SCX910	3/4" Wall Filler- Strk Jmb	Cut To Size	Each	<i>(Add \$26.00 for taper)</i>	\$39	\$44	\$54	\$59
SCX850	1" Wall Filler- Pvt Jamb	Cut To Size	Each	<i>(Add \$26.00 for taper)</i>	\$52	\$59	\$70	\$77

<b>Options</b>	To add a Curved Towel Bar to any <b>framed</b> pivot door prefix the unit number with the letter (T) and add \$112.00 list. <b>For example - T100-AKEEBB</b>
<b>NEW</b>	<b>AQUAGLIDE</b> (shown above in clear glass) is also available for all other glass patterns for an additional \$75.00 per unit. Prefix the Unit Number with the letters AG to select this option. <b>For example - AG500ENRF</b>

### Notes


If shower surface or walls are out of level beyond <sup>3</sup>/<sub>8</sub>" purchase tapered fillers (see above) for proper fit. Please specify taper size when ordering and add \$26.00.

#### Ordering Example

100-AKCLSN (Unit number, followed by glass selection code, then by frame color code.)

### Frame Selection Codes

Anodized Finishes			
Silver	No Code	Gold	GD
Trends			
Brushed Nickel	BN	Oil Rubbed Bronze	OR
Antique Pewter	QP	Satin Nickel	SN
Colours			
Almond	AP	Burnished Copper	CU
Bronze	BR	White	WP
Brushed Bronze	BB	Wrought Iron	WI



# Swing Doors

## Deluxe Enclosures for Acrylic Modulares

36" Framed Pivot Door

335

Unit No.	Manufacturers' Model #	Height	Glass Selections	Glass Code	Silver	Gold	Trends	Colours
Pivot Doors to fit 36" Acrylic Modulares			Obscure	No Code	\$600	\$688	\$897	\$994
			Clear	CL	\$636	\$724	\$933	\$1030
335AK	Aker ACS-36	69 1/4"	Rain	RN	\$705	\$793	\$1002	\$1099
335AQ	Aqua Glass 3777SA, 3784, 3788	69 1/4"	Clear Etched	EE				
			<b>AQUAGLIDE</b> Clear	XP	\$711	\$799	\$1008	\$1105
335KH	Kohler K1566/1559	69 1/4"	Fluted	FG				
335LSA	Lasco 36AC	69 1/4"	Reflections	RF	\$809	\$897	\$1106	\$1202
335LSB	Lasco 36ACTRI	69 1/4"						
335UR	Universal Rundle 6511	69 1/4"	Clear Beveled	CD <small>Design on Door Only</small>	\$779	\$867	\$1076	\$1173
			Autumn	AU				
			Symmetry	MY	\$914	\$1002	\$1211	\$1307
			Silk	LK				
			Tempest	TM				

<b>Options</b>	To add a Curved Towel Bar to any <b>framed</b> pivot door prefix the unit number with the letter (T) and add \$112.00 list. <b>For example - T335AQRFBN</b>
<b>NEW</b>	<b>AQUAGLIDE</b> (shown above in clear glass) is also available for all other glass patterns for an additional \$75.00 per unit. Prefix the Unit Number with the letters AG to select this option. <b>For example - AG335URCD</b>

### Notes

#### Ordering Example

335LSBCLQP (Unit number, followed by glass selection code, then by frame color code.)

### Frame Selection Codes

Anodized Finishes			
Silver	No Code	Gold	GD
Trends			
Brushed Nickel	BN	Oil Rubbed Bronze	OR
Antique Pewter	QP	Satin Nickel	SN
Colours			
Almond	AP	Burnished Copper	CU
Bronze	BR	White	WP
Brushed Bronze	BB	Wrought Iron	WI

# Panel/Door/Panel

## Thinline Enclosures

Deluxe Framed Pivot 125S, 125, 725

Classic Frameless Pivot 126, 726

Deluxe Framed Continuous Hinge 125HI, 725HI

Classic Frameless Continuous Hinge 126HI, 726HI



Unit No.	Door Style	Fits Openings Between	Height*	Glass Selections	Glass Code	Silver	Gold	Trends	Colours
125S-1	Framed	36"-38"	65 <sup>3</sup> / <sub>4</sub> "	Obscure	No Code	\$744	\$824	\$1105	\$1189
125S-2	Framed	38"-40"	65 <sup>3</sup> / <sub>4</sub> "	Clear	CL	\$830	\$910	\$1191	\$1275
125S-3	Framed	40"-42"	65 <sup>3</sup> / <sub>4</sub> "	Rain	RN	\$975	\$1056	\$1336	\$1420
125S-4	Framed	42"-44"	65 <sup>3</sup> / <sub>4</sub> "	Clear Etched	EE				
125S-5	Framed	44"-46"	65 <sup>3</sup> / <sub>4</sub> "	<b>AQUAGLIDE</b> Clear	XP	\$980	\$1060	\$1341	\$1425
125S-6	Framed	46"-48"	65 <sup>3</sup> / <sub>4</sub> "	Fluted Reflections	FG RF	\$1098	\$1179	\$1459	\$1543
When ordering Quick 'N Stall option, please specify exact opening size.				Clear Beveled	Design on Door Only CD	\$1018	\$1099	\$1380	\$1464
* Height shown reflects use of included optional filler. Without filler, height is 65".				Autumn Symmetry	AU MY	\$1191	\$1272	\$1553	\$1636
				Silk	LK				
				<b>NEW</b> Tempest	TM				

<i>Pivot</i>				Obscure	No Code	\$947	\$1031	\$1409	\$1519
125*	Framed	36"-60"	68 <sup>1</sup> / <sub>2</sub> "	Clear	CL	\$1052	\$1136	\$1514	\$1623
126*	Frameless	36"-60"	68 <sup>1</sup> / <sub>2</sub> "	Rain	RN	\$1210	\$1294	\$1672	\$1781
725*	Framed	36"-60"	72"	Clear Etched	EE				
726*	Frameless	36"-60"	72"	<b>AQUAGLIDE</b> Clear	XP	\$1202	\$1286	\$1664	\$1773
<i>Continuous Hinge</i>				Fluted Reflections	FG RF	\$1361	\$1444	\$1823	\$1932
125HI*	Framed	36"-60"	68 <sup>1</sup> / <sub>2</sub> "	Clear Beveled	Design on Door Only CD	\$1251	\$1335	\$1714	\$1823
126HI*	Frameless	36"-60"	68 <sup>1</sup> / <sub>2</sub> "	Autumn Symmetry	AU MY	\$1397	\$1480	\$1859	\$1968
725HI*	Framed	36"-60"	72"	Silk	LK				
726HI*	Frameless	36"-60"	72"	<b>NEW</b> Tempest	TM				

**\*Finished opening required - Please specify when ordering.**

SCX543	Curb Filler	Cut To Size	Each (Add \$26.00 for taper)	\$42	\$48	\$57	\$63
SCX553	Wall Filler	Cut To Size	Each (Add \$26.00 for taper)	\$31	\$34	\$39	\$43

Options	
	To add a Curved Towel Bar to any <b>framed</b> pivot/hinge door prefix the unit number with the letter (T) and add \$112.00 list. <b>For example - T725FGOR</b>
	When ordering Quick 'N Stall option prefix the unit number with a "Q" and add \$119 list to above prices. <b>For example - Q125S-4RNCU</b>
	For any variation to standard sizes add \$354.00 to the 125/126 list price & use unit number 125-OO, 126-OO, 125HI-OO or 126HI-OO (number may be altered to best fit your specifications at time of order). Specify desired width & height. Please refer to page 5 for custom ordering examples. (Maximum size - 72"w x 84"h. Please contact Customer Service for height restrictions on oversize Clear Beveled units. The 125S units are available only in sizes listed above.)
	<b>Buttress</b> - add \$60.00 to list <b>Notched Panel</b> - add \$120.00 to list, <b>Modified for Steam</b> (125HI/725HI units only) - add \$36.00 to list.
<b>NEW</b>	<b>AQUAGLIDE</b> (shown above in clear glass) is also available for all other glass patterns for an additional \$150.00 per unit. Prefix the Unit Number with the letters AG to select this option. <b>For example - AG125FGWP</b>



### Notes

If shower surface or walls are out of level beyond <sup>3</sup>/<sub>8</sub>" purchase tapered fillers (see above) for proper fit. Please specify taper size when ordering and add \$26.00.

Door size is determined by Basco unless specified by customer.

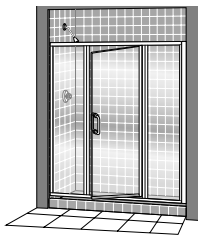
For additional units designed to fit specific fiberglass modularity, please see page 41.

### Ordering Example

125S-1EEWI (Unit number, followed by glass selection code, then by frame color code.)

### Frame Selection Codes

Anodized Finishes			
Silver	No Code	Gold	GD
Trends			
Brushed Nickel	BN	Oil Rubbed Bronze	OR
Antique Pewter	QP	Satin Nickel	SN
Colours			
Almond	AP	Burnished Copper	CU
Bronze	BR	White	WP
Brushed Bronze	BB	Wrought Iron	WI



# Panel/Door/Panel

## Infinity 1/4" Frameless Continuous Hinge

1412S, 1412, 1712, 1812

Unit No.	Door Style	Fits Openings Between	Height*	Glass Selections	Glass Code	Silver	Gold	Trends	Colours
1412S-1	Frameless	36"-38"	65 <sup>3</sup> / <sub>4</sub> "	Clear	CL	\$937	\$1012	\$1280	\$1361
1412S-2	Frameless	38"-40"	65 <sup>3</sup> / <sub>4</sub> "	Clear Etched Rain	EE RN	\$1077	\$1152	\$1420	\$1501
1412S-3	Frameless	40"-42"	65 <sup>3</sup> / <sub>4</sub> "	<b>AQUAGLIDE</b> Clear	XP	\$1087	\$1162	\$1430	\$1511
1412S-4	Frameless	42"-44"	65 <sup>3</sup> / <sub>4</sub> "	Fluted Reflections	FG RF	\$1194	\$1269	\$1537	\$1618
1412S-5	Frameless	44"-46"	65 <sup>3</sup> / <sub>4</sub> "	Clear Beveled	CD	\$1119	\$1195	\$1463	\$1543
1412S-6	Frameless	46"-48"	65 <sup>3</sup> / <sub>4</sub> "	Autumn Symmetry Silk NEW Tempest	AU MY LK TM	\$1261	\$1337	\$1605	\$1685

\* Height shown reflects use of included optional filler. Without filler, height is 65".

1412*	Frameless	36"-60"	68 <sup>1</sup> / <sub>2</sub> "	Clear	CL	\$1244	\$1321	\$1683	\$1787
				Clear Etched Rain	EE RN	\$1396	\$1474	\$1836	\$1940
				<b>AQUAGLIDE</b> Clear	XP	\$1394	\$1471	\$1833	\$1937
1712*	Frameless	36"-60"	72"	Fluted Reflections	FG RF	\$1539	\$1617	\$1979	\$2083
				Clear Beveled (Avail. only for 1412. Design on Door Only)	CD	\$1435	\$1513	\$1875	\$1979
				Autumn Symmetry Silk NEW Tempest	AU MY LK TM	\$1574	\$1652	\$2014	\$2118

**\*Finished opening required - Please specify when ordering.**

1812*	Frameless	36"-60"	76"	Clear	CL	\$1323	\$1400	\$1762	\$1866
				Clear Etched Rain	EE RN	\$1475	\$1553	\$1915	\$2019
				<b>AQUAGLIDE</b> Clear	XP	\$1473	\$1550	\$1912	\$2016
				Fluted Reflections	FG RF	\$1618	\$1696	\$2058	\$2162
				Autumn Symmetry Silk NEW Tempest	AU MY LK TM	\$1653	\$1731	\$2093	\$2197

**\*Finished opening required - Please specify when ordering.**

SCX543	Curb Filler	Cut To Size	Each (Add \$26.00 for taper)	\$42	\$48	\$57	\$63
SCX553	Wall Filler	Cut To Size	Each (Add \$26.00 for taper)	\$31	\$34	\$39	\$43

Options	
	Units feature a C Pull Handle. To substitute a C Pull/Towel Bar combination option, please prefix the unit number with the letter (C), specify hinge side, left or right and add \$66.00 list. <b>For example - C1412LKQP</b>
	For any variation to standard sizes add \$387.00 to the 1412 list price & use unit number 1412-OO (number may be altered to best fit your specifications at time of order). Specify desired width & height. Please refer to page 5 for custom ordering examples. (Maximum size - 72"w x 84"h. Please contact Customer Service for height restrictions on oversize Clear Beveled units. The 1412S units are available only in sizes listed above.)
	<b>Buttress</b> - add \$60.00 to list, <b>Notched Panel</b> - add \$120.00 to list.
	<b>AQUAGLIDE</b> (shown above in clear glass) is also available for all other glass patterns for an additional \$150.00 per unit. Prefix the Unit Number with the letters AG to select this option. <b>For example - AG1412FGWP</b>

# Door & Panel

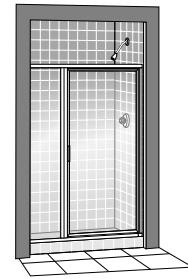
## Thinline Enclosures

Deluxe Framed Pivot 135, 735

Classic Frameless Pivot 136, 736

Deluxe Framed Continuous Hinge 135HI, 735HI

Classic Frameless Continuous Hinge 136HI, 736HI



Unit No.	Door Style	Fits Openings Between	Height	Glass Selections	Glass Code	Silver	Gold	Trends	Colours
<i>Pivot</i> 135*	Framed	32"-60"	68 1/2"	Obscure	No Code	\$627	\$682	\$893	\$955
				Clear	CL	\$666	\$721	\$932	\$995
				Rain Clear Etched	RN EE	\$815	\$871	\$1081	\$1144
136*	Frameless	32"-60"	68 1/2"	<b>AQUAGLIDE</b> Clear	XP	\$816	\$871	\$1082	\$1145
<i>Continuous Hinge</i> 135HI*	Framed	32"-60"	68 1/2"	Fluted Reflections	FG RF	\$907	\$962	\$1173	\$1235
				Clear Beveled	Design on Door Only CD	\$826	\$881	\$1092	\$1155
				Autumn Symmetry Silk NEW Tempest	AU MY LK TM	\$1086	\$1141	\$1355	\$1414

**\*Finished opening required - Please specify when ordering.**

<i>Pivot</i> 735*	Framed	32"-60"	72"	Obscure	No Code	\$814	\$869	\$1142	\$1216
				Clear	CL	\$884	\$939	\$1212	\$1286
				Rain Clear Etched	RN EE	\$999	\$1054	\$1326	\$1401
736*	Frameless	32"-60"	72"	<b>AQUAGLIDE</b> Clear	XP	\$1034	\$1089	\$1362	\$1436
<i>Continuous Hinge</i> 735HI*	Framed	32"-60"	72"	Fluted Reflections	FG RF	\$1094	\$1149	\$1422	\$1496
				Clear Beveled	Design on Door Only CD	\$1038	\$1093	\$1366	\$1440
				Autumn Symmetry Silk NEW Tempest	AU MY LK TM	\$1298	\$1353	\$1625	\$1699

**\*Finished opening required - Please specify when ordering.**

SCX543	Curb Filler	Cut To Size	Each (Add \$26.00 for taper)	\$42	\$48	\$57	\$63
SCX553	Wall Filler	Cut To Size	Each (Add \$26.00 for taper)	\$31	\$34	\$39	\$43

**Options** To add a Curved Towel Bar to any **framed** pivot/hinge door prefix the unit number with the letter (T) and add \$112.00 list. *For example - T735CLBR*

When ordering Quick 'N Stall option prefix the unit number with a "Q" and add \$60 list to above prices. *For example - Q135S-4RNGD*

For any variation to standard sizes add \$354.00 to the 135/136 list price & use unit number 135-00, 136-00, 135HI-00 or 136HI-00 (*number may be altered to best fit your specifications at time of order*). Specify desired width & height. Please refer to page 5 for custom ordering examples. (Maximum size - 72"w x 84"h. Please contact Customer Service for height restrictions on oversize Clear Beveled units.)

**NEW** **Buttress** - add \$60.00 to list **Notched Panel** - add \$120.00 to list, **Modified for Steam** (135HI/735HI units only) - add \$36.00 to list.

**AQUAGLIDE** (shown above in clear glass) is also available for all other glass patterns for an additional \$150.00 per unit. Prefix the Unit Number with the letters AG to select this option. *For example - AG135FGWP*



### Notes

If shower surface or walls are out of level beyond 3/8" purchase tapered fillers (see above) for proper fit. Please specify taper size when ordering & add \$26.00.

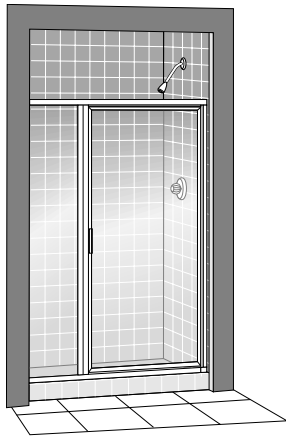
Door size is determined by Basco unless specified by customer.

**Ordering Example**

135TMOR (Unit number, followed by glass selection code, then by frame color code.)

### Frame Selection Codes

Anodized Finishes			
Silver	No Code	Gold	GD
Trends			
Brushed Nickel	BN	Oil Rubbed Bronze	OR
Antique Pewter	QP	Satin Nickel	SN
Colours			
Almond	AP	Burnished Copper	CU
Bronze	BR	White	WP
Brushed Bronze	BB	Wrought Iron	WI



# Door & Panel

## Thinline Enclosures

### Deluxe Framed Pivot 135S

Unit No.	Door Style	Fits Openings Between	Height*	Glass Selections	Glass Code	Silver	Gold	Trends	Colours
135S-1	Framed	36"-37"	65 <sup>3</sup> / <sub>4</sub> "						
135S-2	Framed	37"-38"	65 <sup>3</sup> / <sub>4</sub> "	Obscure	No Code	\$549	\$604	\$815	\$877
135S-3	Framed	38"-39"	65 <sup>3</sup> / <sub>4</sub> "	Clear	CL	\$588	\$643	\$854	\$917
135S-4	Framed	39"-40"	65 <sup>3</sup> / <sub>4</sub> "						
135S-5	Framed	40"-41"	65 <sup>3</sup> / <sub>4</sub> "	Rain	RN	\$737	\$792	\$1003	\$1066
135S-6	Framed	41"-42"	65 <sup>3</sup> / <sub>4</sub> "	Clear Etched	EE				
135S-7	Framed	42"-43"	65 <sup>3</sup> / <sub>4</sub> "	<b>AQUAGLIDE</b> Clear	XP	\$738	\$793	\$1004	\$1067
135S-8	Framed	43"-44"	65 <sup>3</sup> / <sub>4</sub> "						
135S-9	Framed	44"-45"	65 <sup>3</sup> / <sub>4</sub> "	Fluted Reflections	FG RF	\$829	\$884	\$1095	\$1157
135S-10	Framed	45"-46"	65 <sup>3</sup> / <sub>4</sub> "						
135S-11	Framed	46"-47"	65 <sup>3</sup> / <sub>4</sub> "	Clear Beveled	Design on Door Only CD	\$748	\$803	\$1014	\$1077
135S-12	Framed	47"-48"	65 <sup>3</sup> / <sub>4</sub> "	Autumn Symmetry Silk NEW Tempest	AU MY LK TM	\$1008	\$1063	\$1274	\$1336

When ordering Quick 'N Stall option, please specify exact opening size.

\* Height shown reflects use of included optional filler. Without filler, height is 65".

SCX543	Curb Filler	Cut To Size	Each (Add \$26.00 for taper)	\$42	\$48	\$57	\$63
SCX553	Wall Filler	Cut To Size	Each (Add \$26.00 for taper)	\$31	\$34	\$39	\$43

**Options** To add a Curved Towel Bar to any **framed** pivot/hinge door prefix the unit number with the letter (T) and add \$112.00 list. *For example - T135S-5CLBR*

When ordering Quick 'N Stall option prefix the unit number with a "Q" and add \$60 list to above prices. *For example - Q135S-2RN*

For any variation to standard sizes please refer to the 135/136 pricing and options on page 34. The 135S units are available only in sizes listed above.

**AQUAGLIDE** (shown above in clear glass) is also available for all other glass patterns for an additional \$150.00 per unit. Prefix the Unit Number with the letters AG to select this option. *For example - AG135SCD*

### Notes

If shower surface or walls are out of level beyond  $\frac{3}{8}$ " purchase tapered fillers (see above) for proper fit. Please specify taper size when ordering & add \$26.00.

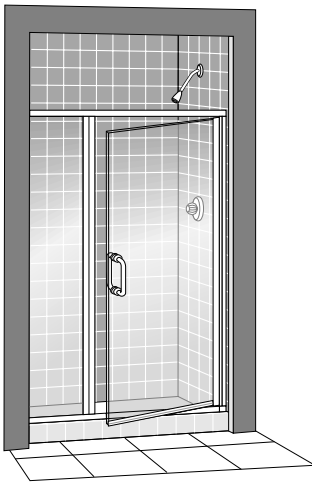
Door size is determined by Basco unless specified by customer.

### Ordering Example

135S-1BN (Unit number, followed by glass selection code, then by frame color code.)

### Frame Selection Codes

Anodized Finishes			
Silver	No Code	Gold	GD
Trends			
Brushed Nickel	BN	Oil Rubbed Bronze	OR
Antique Pewter	QP	Satin Nickel	SN
Colours			
Almond	AP	Burnished Copper	CU
Bronze	BR	White	WP
Brushed Bronze	BB	Wrought Iron	WI



# Door & Panel

## Infinity 1/4" Frameless Continuous Hinge

1413S

Unit No.	Door Style	Fits Openings Between	Height*	Glass Selections	Glass Code	Silver	Gold	Trends	Colours
1413S-1	Frameless	36"-37"	65 <sup>3</sup> / <sub>4</sub> "						
1413S-2	Frameless	37"-38"	65 <sup>3</sup> / <sub>4</sub> "	Clear	CL	\$693	\$745	\$945	\$1005
1413S-3	Frameless	38"-39"	65 <sup>3</sup> / <sub>4</sub> "	Clear Etched	EE				
1413S-4	Frameless	39"-40"	65 <sup>3</sup> / <sub>4</sub> "	Rain	RN	\$835	\$887	\$1087	\$1147
1413S-5	Frameless	40"-41"	65 <sup>3</sup> / <sub>4</sub> "	<b>AQUAGLIDE</b> Clear	XP	\$843	\$895	\$1095	\$1155
1413S-6	Frameless	41"-42"	65 <sup>3</sup> / <sub>4</sub> "						
1413S-7	Frameless	42"-43"	65 <sup>3</sup> / <sub>4</sub> "	Fluted	FG				
1413S-8	Frameless	43"-44"	65 <sup>3</sup> / <sub>4</sub> "	Reflections	RF	\$922	\$974	\$1174	\$1234
1413S-9	Frameless	44"-45"	65 <sup>3</sup> / <sub>4</sub> "	Clear Beveled	CD	\$846	\$898	\$1098	\$1157
1413S-10	Frameless	45"-46"	65 <sup>3</sup> / <sub>4</sub> "						
1413S-11	Frameless	46"-47"	65 <sup>3</sup> / <sub>4</sub> "	Autumn	AU				
1413S-12	Frameless	47"-48"	65 <sup>3</sup> / <sub>4</sub> "	Symmetry	MY	\$1093	\$1145	\$1345	\$1404
				Silk	LK				
				<b>NEW</b> Tempest	TM				

\* Height shown reflects use of included optional filler.  
Without filler, height is 65".

SCX543	Curb Filler	Cut To Size	Each (Add \$26.00 for taper)	\$42	\$48	\$57	\$63
SCX553	Wall Filler	Cut To Size	Each (Add \$26.00 for taper)	\$31	\$34	\$39	\$43

Options	
	Units feature a C Pull Handle. To substitute a C Pull/Towel Bar combination option, please prefix the unit number with the letter (C), specify hinge side, left or right and add \$66.00 list. <b>For example - C1413S-5CL</b>
	For any variation to standard sizes please refer to the 1413 pricing and options on page 37. The 1413S units are available only in sizes listed above.
<b>NEW</b>	<b>AQUAGLIDE</b> (shown above in clear glass) is also available for all other glass patterns for an additional \$150.00 per unit. Prefix the Unit Number with the letters AG to select this option. <b>For example - AG1413S-8LK</b>

### Notes

If tub/shower surface or walls are out of level beyond <sup>3</sup>/<sub>8</sub>" purchase tapered fillers (see above) for proper fit. Please specify taper size when ordering and add \$26.00.

Door size is determined by Basco unless specified by customer.

### Ordering Example

1413S-3MYBR (Unit number, followed by glass selection code, then by frame color code.)

### Frame Selection Codes

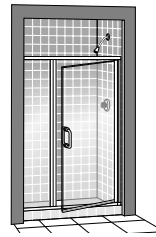
Anodized Finishes			
Silver	No Code	Gold	GD
Trends			
Brushed Nickel	BN	Oil Rubbed Bronze	OR
Antique Pewter	QP	Satin Nickel	SN
Colours			
Almond	AP	Burnished Copper	CU
Bronze	BR	White	WP
Brushed Bronze	BB	Wrought Iron	WI

# Door & Panel

## Infinity 1/4" Frameless Continuous Hinge

1413, 1713, 1813

1413NP, 1713NP, 1813NP



Unit No.	Door Style	Fits Openings Between	Height	Glass Selections	Glass Code	Silver	Gold	Trends	Colours
1413*	Frameless	32"-60"	68 1/2"	Clear	CL	\$810	\$862	\$1062	\$1121
				Clear Etched Rain	EE RN	\$952	\$1004	\$1204	\$1263
				<b>AQUAGLIDE</b> Clear	XP	\$960	\$1012	\$1212	\$1271
1413NP*	Frameless with No Post	32"-60"	68 1/2"	Fluted Reflections	FG RF	\$1039	\$1091	\$1291	\$1350
				Clear Beveled <small>Design on Door Only</small>	CD	\$962	\$1014	\$1215	\$1274
				Autumn Symmetry	AU MY	\$1209	\$1262	\$1462	\$1521
				<b>NEW</b> Silk Tempest	LK TM				

**\*Finished opening required - Please specify when ordering.**

1713*	Frameless	32"-60"	72"	Clear	CL	\$1115	\$1167	\$1426	\$1497
				Clear Etched Rain	EE RN	\$1224	\$1276	\$1535	\$1606
				<b>AQUAGLIDE</b> Clear	XP	\$1265	\$1317	\$1576	\$1647
1713NP*	Frameless with No Post	32"-60"	72"	Fluted Reflections	FG RF	\$1315	\$1367	\$1626	\$1697
				Autumn Symmetry	AU MY	\$1509	\$1561	\$1820	\$1891
				<b>NEW</b> Silk Tempest	LK TM				

**\*Finished opening required - Please specify when ordering.**

1813*	Frameless	32"-60"	76"	Clear	CL	\$1184	\$1236	\$1495	\$1566
				Clear Etched Rain	EE RN	\$1293	\$1345	\$1604	\$1675
				<b>AQUAGLIDE</b> Clear	XP	\$1334	\$1386	\$1645	\$1716
1813NP*	Frameless with No Post	32"-60"	76"	Fluted Reflections	FG RF	\$1384	\$1436	\$1695	\$1766
				Autumn Symmetry	AU MY	\$1578	\$1630	\$1889	\$1960
				<b>NEW</b> Silk Tempest	LK TM				

**\*Finished opening required - Please specify when ordering.**

SCX543	Curb Filler	Cut To Size	Each (Add \$26.00 for taper)			\$42	\$48	\$57	\$63
SCX553	Wall Filler	Cut To Size	Each (Add \$26.00 for taper)			\$31	\$34	\$39	\$43

Options	
	Units feature a C Pull Handle. To substitute a C Pull/Towel Bar combination option, please prefix the unit number with the letter (C), specify hinge side, left or right and add \$66.00 list. <b>For example - C1413CL</b>
	For any variation to standard sizes add \$387.00 to the 1413/1413NP list price & use unit number 1413-OO or 1413NP-OO (number may be altered to best fit your specifications at time of order). Specify desired width & height. Please refer to page 5 for custom ordering examples. (1413/1713/1813 maximum size - 72" w x 84" h. 1413NP/1713NP/1813NP maximum size - 60" w x 84" h. Please contact Customer Service for height restrictions on oversize Clear Beveled units.)
	To allow for a more frameless design, units 1413NP/1713NP/1813NP utilize a closure magnet at the top of the door instead of a handle magnet and strike jamb. Please note that the door must be hinged from the wall rather than the panel when selecting this option.
	<b>Buttress</b> - add \$60.00 to list, <b>Notched Panel</b> - add \$120.00 to list.
<b>NEW</b>	<b>AQUAGLIDE</b> (shown above in clear glass) is also available for all other glass patterns for an additional \$150.00 per unit. Prefix the Unit Number with the letters AG to select this option. <b>For example - AG1713MYCU</b>

# Door/90° Angle

## Thinline Enclosures


Deluxe Framed Pivot 145, 745,

Classic Frameless Pivot 146, 746

Deluxe Framed Continuous Hinge 145HI, 745HI

Classic Frameless Continuous Hinge 146HI, 746HI

(Pre-Assembled Header & Curb)



Unit No.	Door Style	Centerline Up To:	Height	Glass Selections	Glass Code	Silver	Gold	Trends	Colours
				Obscure	No Code	\$971	\$1041	\$1356	\$1444
				Clear	CL	\$1011	\$1081	\$1395	\$1483
Pivot				Rain	RN				
145*	Framed	36" x 48"	68 1/2"	Clear Etched	EE	\$1129	\$1199	\$1514	\$1602
146*	Frameless	36" x 48"	68 1/2"	<b>AQUAGLIDE</b> Clear	XP	\$1161	\$1231	\$1545	\$1633
				Fluted Reflections	FG RF	\$1233	\$1302	\$1617	\$1705
Continuous Hinge				Clear Beveled	Design on Door Only CD	\$1142	\$1212	\$1527	\$1615
145HI*	Framed	36" x 48"	68 1/2"	Autumn Symmetry	AU MY	\$1567	\$1637	\$1952	\$2040
146HI*	Frameless	36" x 48"	68 1/2"	Silk	LK				
				NEW Tempest	TM				

**\*Finished centerline required - Please specify when ordering.**

				Obscure	No Code	\$1190	\$1300	\$1660	\$1770
				Clear	CL	\$1236	\$1345	\$1706	\$1816
Pivot				Rain	RN				
745*	Framed	36" x 48"	72"	Clear Etched	EE	\$1365	\$1475	\$1835	\$1945
746*	Frameless	36" x 48"	72"	<b>AQUAGLIDE</b> Clear	XP	\$1386	\$1495	\$1856	\$1966
				Fluted Reflections	FG RF	\$1418	\$1528	\$1888	\$1998
Continuous Hinge				Clear Beveled	Design on Door Only CD	\$1361	\$1470	\$1831	\$1941
745HI*	Framed	36" x 48"	72"	Autumn Symmetry	AU MY	\$1813	\$1922	\$2282	\$2393
746HI*	Frameless	36" x 48"	72"	Silk	LK				
				NEW Tempest	TM				

**\*Finished centerline required - Please specify when ordering.**

SCX543	Curb Filler	Cut To Size	Each (Add \$26.00 for taper)	\$42	\$48	\$57	\$63
SCX553	Wall Filler	Cut To Size	Each (Add \$26.00 for taper)	\$31	\$34	\$39	\$43

Options	To add a Curved Towel Bar to any <b>framed</b> pivot/hinge door prefix the unit number with the letter (T) and add \$112.00 list. <b>For example - T745FGBN</b>
	When ordering Quick 'N Stall option prefix the unit number with a "Q" and add \$60 list to above prices. <b>For example - Q145CLQP</b>
	For any variation to standard sizes add \$354.00 to the 145/146 list price & use unit number 145-OO, 146-OO, 145HI-OO or 146HI-OO (number may be altered to best fit your specifications at time of order). Specify desired width & height. Please refer to page 5 for custom ordering examples. (Maximum size - 36" door x panel to 60"w x 84"h . Please contact Customer Service for height restrictions on oversize Clear Beveled units.)
	<b>Buttress</b> - add \$60.00 to list, <b>Notched Panel</b> - add \$120.00 to list, <b>Modified for Steam</b> (145HI/745HI units only) - add \$36.00 to list, <b>Special Angle</b> (not 90°) - add \$60.00 to list.



NEW

**AQUAGLIDE** (shown above in clear glass) is also available for all other glass patterns for an additional \$150.00 per unit. Prefix the Unit Number with the letters AG to select this option. **For example - AG145LKWP**

Notes	If shower surface or walls are out of level beyond 3/8" purchase tapered fillers (see above) for proper fit. Please specify taper size when ordering & add \$26.00.
	<b>Ordering Example</b> 146EEEAP (Unit number, followed by glass selection code, then by frame color code.)

### Frame Selection Codes

Anodized Finishes			
Silver	No Code	Gold	GD
Trends			
Brushed Nickel	BN	Oil Rubbed Bronze	OR
Antique Pewter	QP	Satin Nickel	SN
Colours			
Almond	AP	Burnished Copper	CU
Bronze	BR	White	WP
Brushed Bronze	BB	Wrought Iron	WI



# Door/90° Angle

## Infinity 1/4" Frameless Continuous Hinge

1414, 1714, 1814

Unit No.	Door Style	Centerline Up To	Height	Glass Selections	Glass Code	Silver	Gold	Trends	Colours
1414*	Frameless	36" x 48"	68 1/2"	Clear	CL	\$1087	\$1153	\$1452	\$1537
				Clear Etched Rain	EE RN	\$1200	\$1267	\$1566	\$1650
				<b>AQUAGLIDE</b> Clear	XP	\$1237	\$1303	\$1602	\$1687
				Fluted Reflections	FG RF	\$1297	\$1364	\$1663	\$1748
				Clear Beveled <small>Design on Door Only</small>	CD	\$1213	\$1279	\$1578	\$1663
				Autumn Symmetry Silk Tempest	AU MY LK TM	\$1617	\$1683	\$1982	\$2067
*Finished centerline required - Please specify when ordering.				<b>NEW</b>					

1714*	Frameless	36" x 48"	72"	Clear	CL	\$1394	\$1498	\$1840	\$1945
				Clear Etched Rain	EE RN	\$1520	\$1624	\$1967	\$2071
				<b>AQUAGLIDE</b> Clear	XP	\$1544	\$1648	\$1990	\$2095
				Fluted Reflections	FG RF	\$1596	\$1699	\$2042	\$2147
				Autumn Symmetry Silk Tempest	AU MY LK TM	\$1945	\$2049	\$2360	\$2497
				*Finished centerline required - Please specify when ordering.				<b>NEW</b>	

1814*	Frameless	36" x 48"	76"	Clear	CL	\$1463	\$1567	\$1909	\$2014
				Clear Etched Rain	EE RN	\$1589	\$1693	\$2036	\$2140
				<b>AQUAGLIDE</b> Clear	XP	\$1613	\$1717	\$2059	\$2164
				Fluted Reflections	FG RF	\$1665	\$1768	\$2111	\$2216
				Autumn Symmetry Silk Tempest	AU MY LK TM	\$2014	\$2118	\$2429	\$2566
				*Finished centerline required - Please specify when ordering.				<b>NEW</b>	

SCX543	Curb Filler	Cut To Size	Each (Add \$26.00 for taper)	\$42	\$48	\$57	\$63
SCX553	Wall Filler	Cut To Size	Each (Add \$26.00 for taper)	\$31	\$34	\$39	\$43


<b>Options</b>	<p>Units feature a C Pull Handle. To substitute a C Pull/Towel Bar combination option, please prefix the unit number with the letter (C), specify hinge side, left or right and add \$66.00 list. <b>For example - C1414MYSN</b></p> <p>For any variation to standard sizes add \$387.00 to the 1414 list price &amp; use unit number 1414-OO (<i>number may be altered to best fit your specifications at time of order</i>). Specify desired width &amp; height. Please refer to page 5 for custom ordering examples. (Maximum size - 36" door x panel to 60"w x 84"h. Please contact Customer Service for height restrictions on oversize Clear Beveled units.)</p> <p><b>Buttress</b> - add \$60.00 to list, <b>Notched Panel</b> - add \$120.00 to list, <b>Special Angle (not 90°)</b> - add \$60.00 to list.</p> <p><b>NEW</b> <b>AQUAGLIDE</b> (shown above in clear glass) is also available for all other glass patterns for an additional \$150.00 per unit. Prefix the Unit Number with the letters AG to select this option. <b>For example - AG1714MYCU</b></p>
----------------	---

Please refer to the previous page (pg. 38) for Notes, Ordering Example and Frame Selection Codes.

# Door/Panel/90° Angle

## Thinline Enclosures

Deluxe Framed Pivot 150, 750,  
 Classic Frameless Pivot 151, 751  
 Deluxe Framed Continuous Hinge 150HI, 750HI  
 Classic Frameless Continuous Hinge 151HI, 751HI  
 (Pre-Assembled Header & Curb)



Unit No.	Door Style	Centerline Up To:	Height	Glass Selections	Glass Code	Silver	Gold	Trends	Colours
Pivot 150*	Framed	60" x 48"	68 1/2"	Obscure	No Code	\$1063	\$1262	\$1529	\$1643
				Clear	CL	\$1137	\$1337	\$1604	\$1717
				Rain Clear Etched	RN EE	\$1299	\$1499	\$1766	\$1879
				<b>AQUAGLIDE</b> Clear	XP	\$1287	\$1487	\$1754	\$1867
Continuous Hinge 150HI*	Framed	60" x 48"	68 1/2"	Fluted Reflections	FG RF	\$1291	\$1490	\$1757	\$1871
				Clear Beveled	Design on Door Only CD	\$1345	\$1544	\$1811	\$1925
				Autumn Symmetry Silk Tempest	AU MY LK TM	\$1659	\$1858	\$2125	\$2239
				<b>*Finished centerline required - Please specify when ordering.</b>					

Pivot 750*	Framed	60" x 48"	72"	Obscure	No Code	\$1214	\$1323	\$1781	\$1914
				Clear	CL	\$1305	\$1414	\$1872	\$2005
				Rain Clear Etched	RN EE	\$1475	\$1585	\$2043	\$2176
				<b>AQUAGLIDE</b> Clear	XP	\$1455	\$1564	\$2022	\$2155
Continuous Hinge 750HI*	Framed	60" x 48"	72"	Fluted Reflections	FG RF	\$1442	\$1551	\$2009	\$2142
				Clear Beveled	Design on Door Only CD	\$1518	\$1627	\$2085	\$2219
				Autumn Symmetry Silk Tempest	AU MY LK TM	\$1836	\$1945	\$2403	\$2537
				<b>*Finished centerline required - Please specify when ordering.</b>					

SCX543	Curb Filler	Cut To Size	Each (Add \$26.00 for taper)	\$42	\$48	\$57	\$63
SCX553	Wall Filler	Cut To Size	Each (Add \$26.00 for taper)	\$31	\$34	\$39	\$43

**Options** To add a Curved Towel Bar to any **framed** pivot/hinge door prefix the unit number with the letter (T) and add \$112.00 list. **For example - T750AUBN**

When ordering **Quick 'N Stall** option prefix the unit number with a "Q" and add \$119 list to above prices. **For example - Q150CLAP**

For any variation to standard sizes add \$354.00 to the 150/151 list price & use unit number 150-OO, 151-OO, 150HI-OO or 151HI-OO (number may be altered to best fit your specifications at time of order). Specify desired width & height. Please refer to page 5 for custom ordering examples. (Maximum size - 60" x 60"w x 84h". Please contact Customer Service for height restrictions on oversize Clear Beveled units.)

**Buttress** - add \$60.00 to list, **Extra or Notched Panel** - add \$120.00 to list,  
**Special Angle (not 90°)** - add \$60.00 to list, **Glass to Glass Corner** - add \$60.00 to list,  
**Modified for Steam (150HI/750HI units only)** - add \$36.00 to list.

**AQUAGLIDE** (shown above in clear glass) is also available for all other glass patterns for an additional \$150.00 per unit. Prefix the Unit Number with the letters AG to select this option. **For example - AG151RFBN**



### Notes

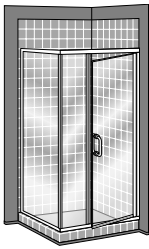
If tub/shower surface or walls are out of level beyond 3/8" purchase tapered fillers (see above) for proper fit. Please specify taper size when ordering and add \$26.00.

Door size is determined by Basco unless specified by customer.

**Ordering Example**  
 151CDSN (Unit number, followed by glass selection code, then by frame color code.)

### Frame Selection Codes

Anodized Finishes			
Silver	No Code	Gold	GD
Trends			
Brushed Nickel	BN	Oil Rubbed Bronze	OR
Antique Pewter	QP	Satin Nickel	SN
Colours			
Almond	AP	Burnished Copper	CU
Bronze	BR	White	WP
Brushed Bronze	BB	Wrought Iron	WI



# Door/Panel/90° Angle

## Infinity 1/4" Frameless Continuous Hinge

1415, 1715, 1815

1415NP, 1715NP, 1815NP

Pre-Assembled Header & Curb

Unit No.	Door Style	Centerline Up To	Height	Glass Selections	Glass Code	Silver	Gold	Trends	Colours
1415*	Frameless	60" x 48"	68 1/2"	Clear	CL	\$1198	\$1388	\$1642	\$1749
				Clear Etched Rain	EE RN	\$1353	\$1542	\$1797	\$1904
				<b>AQUAGLIDE</b> Clear	XP	\$1348	\$1538	\$1792	\$1899
1415NP*	Frameless with No Post	60" x 48"	68 1/2"	Fluted Reflections	FG RF	\$1344	\$1534	\$1788	\$1895
				Clear Beveled <small>Design on Door Only</small>	CD	\$1395	\$1585	\$1839	\$1946
				Autumn Symmetry NEW Silk Tempest	AU MY LK TM	\$1695	\$1885	\$2139	2246

**\*Finished centerline required - Please specify when ordering.**

1715*	Frameless	60" x 48"	72"	Clear	CL	\$1456	\$1560	\$1996	\$2121
				Clear Etched Rain	EE RN	\$1620	\$1724	\$2161	\$2286
				<b>AQUAGLIDE</b> Clear	XP	\$1606	\$1710	\$2146	\$2271
1715NP*	Frameless with No Post	60" x 48"	72"	Fluted Reflections	FG RF	\$1586	\$1690	\$2127	\$2252
				Autumn Symmetry NEW Silk Tempest	AU MY LK TM	\$1962	\$2066	\$2503	\$2628

**\*Finished centerline required - Please specify when ordering.**

1815*	Frameless	60" x 48"	76"	Clear	CL	\$1535	\$1639	\$2075	\$2200
				Clear Etched Rain	EE RN	\$1699	\$1803	\$2240	\$2365
				<b>AQUAGLIDE</b> Clear	XP	\$1685	\$1789	\$2225	\$2350
1815NP*	Frameless with No Post	60" x 48"	76"	Fluted Reflections	FG RF	\$1665	\$1769	\$2206	\$2331
				Autumn Symmetry NEW Silk Tempest	AU MY LK TM	\$2041	\$2145	\$2582	\$2707

**\*Finished centerline required - Please specify when ordering.**

SCX543	Curb Filler	Cut To Size	Each (Add \$26.00 for taper)			\$42	\$48	\$57	\$63
SCX553	Wall Filler	Cut To Size	Each (Add \$26.00 for taper)			\$31	\$34	\$39	\$43

<b>Options</b>	<p>Units feature a C Pull Handle. To substitute a C Pull/Towel Bar combination option, please prefix the unit number with the letter (C), specify hinge side, left or right and add \$66.00 list. <b>For example - C1715FGOR</b></p> <p>For any variation to standard sizes add \$387.00 to the 1415/1415NP list price &amp; use unit number 1415-OO or 1415NP-OO (number may be altered to best fit your specifications at time of order). Specify desired width &amp; height. Please refer to page 5 for custom ordering examples. (Maximum size - 60" x 60"w x 84"h. Please contact Customer Service for height restrictions on oversize Clear Beveled units.)</p> <p>To allow for a more frameless design, units 1415NP/1715NP/1815NP utilize a closure magnet at the top of the door instead of a handle magnet and strike jamb. Please note that the door must be hinged from the wall rather than the panel when selecting this option.</p> <p><b>Buttress</b> - add \$60.00 to list, <b>Extra or Notched Panel</b> - add \$120.00 to list, <b>Glass to Glass Corner</b> - add \$60.00 to list, <b>Special Angle (not 90°)</b> - add \$60.00 to list.</p> <p><b>AQUAGLIDE</b> (shown above in clear glass) is also available for all other glass patterns for an additional \$150.00 per unit. Prefix the Unit Number with the letters AG to select this option. <b>For example - AG1415CA</b></p>
----------------	---

# Neo Angle


## Thinline Enclosures

Deluxe Framed Pivot 160, 760

Classic Frameless Pivot 161, 761

Deluxe Framed Continuous Hinge 160HI, 760HI

Classic Frameless Continuous Hinge 161HI, 761HI



Unit No.	Door Style	Centerline Up To:	Height	Glass Selections	Glass Code	Silver	Gold	Trends	Colours
				Obscure	No Code	\$1057	\$1269	\$1519	\$1626
				Clear	CL	\$1131	\$1343	\$1594	\$1701
Pivot				Rain	RN				
160* Framed	36"x31 1/2"x 36"	68 1/2"		Clear Etched	EE	\$1293	\$1505	\$1755	\$1862
161* Frameless	36"x31 1/2"x 36"	68 1/2"		<b>AQUAGLIDE</b> Clear	XP	\$1281	\$1493	\$1744	\$1851
Continuous Hinge				Fluted Reflections	FG RF	\$1285	\$1497	\$1747	\$1854
160HI* Framed	36"x31 1/2"x 36"	68 1/2"		Clear Beveled	Design on Door Only CD	\$1339	\$1551	\$1801	\$1908
161HI* Frmless	36"x31 1/2"x 36"	68 1/2"		Autumn Symmetry	AU				
				Silk	MY	\$1699	\$1911	\$2161	\$2268
				NEW Tempest	LK TM				

**\*Finished centerline required - Please specify when ordering.**

				Obscure	No Code	\$1244	\$1353	\$1801	\$1928
				Clear	CL	\$1333	\$1442	\$1890	\$2017
Pivot				Rain	RN				
760* Framed	36"x 32" x 36"	72"		Clear Etched	EE	\$1505	\$1615	\$2063	\$2190
761* Frameless	36"x 32 1/2" x 36"	72"		<b>AQUAGLIDE</b> Clear	XP	\$1483	\$1592	\$2040	\$2167
Continuous Hinge				Fluted Reflections	FG RF	\$1523	\$1633	\$2081	\$2208
760HI* Framed	36"x 32" x 36"	72"		Clear Beveled	Design on Door Only CD	\$1548	\$1657	\$2105	\$2233
761HI* Frmless	36"x 32" x 36"	72"		Autumn Symmetry	AU				
				Silk	MY	\$1887	\$1996	\$2445	\$2572
				NEW Tempest	LK TM				

**\*Finished centerline required - Please specify when ordering.**

SCX543	Curb Filler	Cut To Size	Each (Add \$26.00 for taper)			\$42	\$48	\$57	\$63
SCX553	Wall Filler	Cut To Size	Each (Add \$26.00 for taper)			\$31	\$34	\$39	\$43

Options	
	To add a Curved Towel Bar to any <b>framed</b> pivot/hinge door prefix the unit number with the letter (T) and add \$112.00 list. <b>For example - T760</b>
	When ordering Quick 'N Stall option prefix the unit number with a "Q" and add \$119 list to above prices. <b>For example - Q160EEWP</b>
	For any variation to standard sizes add \$354.00 to the 160/161 list price & use unit number 160-OO, 161-OO, 160HI-OO or 161HI-OO (number may be altered to best fit your specifications at time of order). Specify desired width & height. Please refer to page 5 for custom ordering examples. (Max size - 42" x 36" x 42" x 84"h. Please contact Customer Service for height restrictions on oversize Clear Beveled units.)
	<b>Buttress</b> - add \$60.00 to list, <b>Extra or Notched Panel</b> - add \$120.00 to list, <b>Special Angle</b> (not 135°) - add \$60.00 each to list, <b>Modified for Steam</b> (160HI/760HI units only) - add \$36.00 to list
	<b>AQUAGLIDE</b> (shown above in clear glass) is also available for all other glass patterns for an additional \$150.00 per unit. Prefix the Unit Number with the letters AG to select this option. <b>For example - AG760LKQP</b>



### Notes

If shower surface or walls are out of level beyond 3/8" purchase tapered fillers (see above) for proper fit. Please specify taper size when ordering & add \$26.00.


For additional units designed to fit specific fiberglass modulars, please see page 40.

### Ordering Example

160CLQP (Unit number, followed by glass selection code, then by frame color code.)

### Frame Selection Codes

Anodized Finishes			
Silver	No Code	Gold	GD
Trends			
Brushed Nickel	BN	Oil Rubbed Bronze	OR
Antique Pewter	QP	Satin Nickel	SN
Colours			
Almond	AP	Burnished Copper	CU
Bronze	BR	White	WP
Brushed Bronze	BB	Wrought Iron	WI



# Neo Angle

## Infinity 1/4" Frameless Continuous Hinge

1416, 1716, 1816

Unit No.	Door Style	Centerline Up To	Height	Glass Selections	Glass Code	Silver	Gold	Trends	Colours
1416*	Frameless	36"x 32 1/2"x 36"	68 1/2"	Clear	CL	\$1341	\$1542	\$1781	\$1940
				Clear Etched Rain	EE RN	\$1495	\$1696	\$1935	\$2094
				<b>AQUAGLIDE</b> Clear	XP	\$1491	\$1692	\$1931	\$2090
				Fluted Reflections	FG RF	\$1487	\$1689	\$1927	\$2086
				Clear Beveled <small>Design on Door Only</small>	CD	\$1538	\$1740	\$1978	\$2137
				Autumn Silk Symmetry <b>NEW</b> Tempest	AU LK MY TM	\$1775	\$1976	\$2214	\$2373

**\*Finished centerline required - Please specify when ordering.**

1716*	Frameless	36"x 32 1/2"x 36"	72"	Clear	CL	\$1664	\$1768	\$2194	\$2263
				Clear Etched Rain	EE RN	\$1831	\$1935	\$2361	\$2430
				<b>AQUAGLIDE</b> Clear	XP	\$1814	\$1918	\$2344	\$2413
				Fluted Reflections	FG RF	\$1847	\$1951	\$2377	\$2446
				Autumn Silk Symmetry <b>NEW</b> Tempest	AU LK MY TM	\$2132	\$2236	\$2662	\$2731

**\*Finished centerline required - Please specify when ordering.**

1816*	Frameless	36"x 32 1/2"x 36"	76"	Clear	CL	\$1754	\$1858	\$2284	\$2363
				Clear Etched Rain	EE RN	\$1921	\$2025	\$2451	\$2520
				<b>AQUAGLIDE</b> Clear	XP	\$1904	\$2008	\$2434	\$2513
				Fluted Reflections	FG RF	\$1937	\$2041	\$2467	\$2536
				Autumn Silk Symmetry <b>NEW</b> Tempest	AU LK MY TM	\$2222	\$2326	\$2752	\$2821

**\*Finished centerline required - Please specify when ordering.**

SCX543	Curb Filler	Cut To Size	Each (Add \$26.00 for taper)	\$42	\$48	\$57	\$63
SCX553	Wall Filler	Cut To Size	Each (Add \$26.00 for taper)	\$31	\$34	\$39	\$43

<b>Options</b>	<p>Units feature a C Pull Handle. To substitute a C Pull/Towel Bar combination option, please prefix the unit number with the letter (C), specify hinge side, left or right and add \$66.00 list. <b>For example - C1716CLWI</b></p> <p>For any variation to standard sizes add \$387.00 to the 1416 list price &amp; use unit number 1416-OO (number may be altered to best fit your specifications at time of order). Specify desired width &amp; height. Please refer to page 5 for custom ordering examples. (Maximum size - 42" x 36" x 42" x 84"h. Please contact Customer Service for height restrictions on oversize Clear Beveled units.)</p> <p><b>Buttress</b> - add \$60.00 to list, <b>Extra or Notched Panel</b> - add \$120.00 to list,  <b>Special Angle</b> (not 135°)- add \$60.00 each to list.</p> <p><b>NEW</b> <b>AQUAGLIDE</b> (shown above in clear glass) is also available for all other glass patterns for an additional \$150.00 per unit. Prefix the Unit Number with the letters AG to select this option. <b>For example - AG1416RNBN</b></p>
----------------	--


# Neo Angle

## Thinline Enclosures

Quick 'N Stall for Fiberglass

Deluxe Framed Pivot 160

(Pre-Assembled Header & Curb)



Unit No.	Manufacturers' Model #	Centerline Dimensions	Height	Glass Selections	Glass Code	Silver	Gold	Trends	Colours
160AK	Aker KDNAS	15 <sup>1</sup> / <sub>2</sub> " x 26 <sup>1</sup> / <sub>2</sub> " x 15 <sup>1</sup> / <sub>2</sub> "	68 <sup>1</sup> / <sub>2</sub> "						
160AKA	Aker SH-NA	17 <sup>1</sup> / <sub>2</sub> " x 24 <sup>3</sup> / <sub>8</sub> " x 17 <sup>1</sup> / <sub>2</sub> "	68 <sup>1</sup> / <sub>2</sub> "						
160AQA	Aqua Glass 815743AC	19" x 23 <sup>1</sup> / <sub>4</sub> " x 19"	68 <sup>1</sup> / <sub>2</sub> "						
160AQB	Aqua Glass 815742AC	15 <sup>7</sup> / <sub>8</sub> " x 24 <sup>1</sup> / <sub>8</sub> " x 15 <sup>7</sup> / <sub>8</sub> "	68 <sup>1</sup> / <sub>2</sub> "						
160AU	Aquarius G3892NA	18 <sup>15</sup> / <sub>16</sub> " x 23 <sup>7</sup> / <sub>8</sub> " x 18 <sup>15</sup> / <sub>16</sub> "	68 <sup>1</sup> / <sub>2</sub> "						
160ASA	American St. 3636 Neo	16 <sup>11</sup> / <sub>16</sub> " x 24 <sup>1</sup> / <sub>8</sub> " x 16 <sup>11</sup> / <sub>16</sub> "	68 <sup>1</sup> / <sub>2</sub> "						
160ASB	American St. 3838 Neo	18 <sup>7</sup> / <sub>16</sub> " x 24 <sup>1</sup> / <sub>4</sub> " x 18 <sup>7</sup> / <sub>16</sub> "	68 <sup>1</sup> / <sub>2</sub> "						
160ASC	American St. 4242 Neo	22 <sup>13</sup> / <sub>16</sub> " x 24 <sup>1</sup> / <sub>4</sub> " x 22 <sup>13</sup> / <sub>16</sub> "	68 <sup>1</sup> / <sub>2</sub> "						
160BCB	Bath Craft 3808/3818	18 <sup>1</sup> / <sub>2</sub> " x 22 <sup>3</sup> / <sub>4</sub> " x 18 <sup>1</sup> / <sub>2</sub> "	68 <sup>1</sup> / <sub>2</sub> "						
160BFA	Bath Fitter 40" Base	19" x 26 <sup>5</sup> / <sub>8</sub> " x 19"	68 <sup>1</sup> / <sub>2</sub> "						
160BMNA	Bremen Glass 38SNA/38SKD	18 <sup>1</sup> / <sub>2</sub> " x 22 <sup>5</sup> / <sub>8</sub> " x 18 <sup>1</sup> / <sub>2</sub> "	65 <sup>1</sup> / <sub>8</sub> "	Obscure	No Code	\$774	\$914	\$1286	\$1409
160BMNB	Bremen Glass 638	18 <sup>1</sup> / <sub>2</sub> " x 22 <sup>5</sup> / <sub>8</sub> " x 18 <sup>1</sup> / <sub>2</sub> "	68 <sup>1</sup> / <sub>2</sub> "						
160CCA	Carolina Classics 034-3200	18 <sup>3</sup> / <sub>4</sub> " x 22 <sup>1</sup> / <sub>16</sub> " x 18 <sup>3</sup> / <sub>4</sub> "	65"	Clear	CL	\$816	\$956	\$1328	\$1451
160CCB	Carolina Classics 034-3205	17 <sup>1</sup> / <sub>2</sub> " x 24 <sup>1</sup> / <sub>2</sub> " x 17 <sup>1</sup> / <sub>2</sub> "	68 <sup>1</sup> / <sub>2</sub> "						
160CN	Clarion 3838 Neo	16 <sup>7</sup> / <sub>8</sub> " x 24 <sup>1</sup> / <sub>4</sub> " x 16 <sup>7</sup> / <sub>8</sub> "	68 <sup>1</sup> / <sub>2</sub> "	Rain	RN	\$1081	\$1221	\$1593	\$1716
160FL	Floestone Neo 38"	18" x 25" x 18"	68 <sup>1</sup> / <sub>2</sub> "	Clear Etched	EE				
160FZ	Fiberez #12	17" x 24 <sup>1</sup> / <sub>2</sub> " x 17"	68 <sup>1</sup> / <sub>2</sub> "						
160HM	Hamilton 4080	18 <sup>1</sup> / <sub>2</sub> " x 24" x 18 <sup>1</sup> / <sub>2</sub> "	68 <sup>1</sup> / <sub>2</sub> "	<b>AQUAGLIDE</b> <sup>®</sup>					
160JCA	Jacuzzi 4242N/E730 with Jacuzzi Walls	19 <sup>3</sup> / <sub>8</sub> " x 27 <sup>3</sup> / <sub>8</sub> " x 19 <sup>3</sup> / <sub>8</sub> "	68 <sup>1</sup> / <sub>2</sub> "	Clear	XP	\$966	\$1106	\$1478	\$1601
160JCB	Jacuzzi 4848N/E780 with Jacuzzi Walls	25 <sup>3</sup> / <sub>8</sub> " x 27 <sup>1</sup> / <sub>2</sub> " x 25 <sup>3</sup> / <sub>8</sub> "	68 <sup>1</sup> / <sub>2</sub> "	Reflections Fluted	RF FG	\$1166	\$1306	\$1678	\$1801
160KH	Kohler K1517/K1519	15 <sup>1</sup> / <sub>2</sub> " x 27 <sup>15</sup> / <sub>16</sub> " x 15 <sup>1</sup> / <sub>2</sub> "	68 <sup>1</sup> / <sub>2</sub> "	Clear Beveled	CD	\$1095	\$1235	\$1607	\$1730
160LSA	Lasco 1382NAC/1382NACK	17 <sup>1</sup> / <sub>2</sub> " x 22 <sup>5</sup> / <sub>8</sub> " x 17 <sup>1</sup> / <sub>2</sub> "	65"	Design on Door Only					
160LSB	Lasco 1382NAC2PC	17 <sup>5</sup> / <sub>8</sub> " x 23 <sup>7</sup> / <sub>8</sub> " x 17 <sup>5</sup> / <sub>8</sub> "	65"	Autumn	AU				
160LSC	Lasco 1382NAT	17 <sup>1</sup> / <sub>2</sub> " x 22 <sup>5</sup> / <sub>8</sub> " x 17 <sup>1</sup> / <sub>2</sub> "	68 <sup>1</sup> / <sub>2</sub> "	Silk	LK	\$1530	\$1669	\$2042	\$2165
160MX	Maax GS70	17 <sup>1</sup> / <sub>2</sub> " x 24 <sup>1</sup> / <sub>2</sub> " x 17 <sup>1</sup> / <sub>2</sub> "	68 <sup>1</sup> / <sub>2</sub> "	Symmetry	MY				
160MTA	Mustee 3838C	18 <sup>15</sup> / <sub>16</sub> " x 23 <sup>3</sup> / <sub>8</sub> " x 18 <sup>15</sup> / <sub>16</sub> "	68 <sup>1</sup> / <sub>2</sub> "	Tempest <b>NEW</b>	TM				
160MTB	Mustee 3636C	16 <sup>7</sup> / <sub>8</sub> " x 24 <sup>1</sup> / <sub>4</sub> " x 16 <sup>7</sup> / <sub>8</sub> "	68 <sup>1</sup> / <sub>2</sub> "						
160PM	Premier Neo	18 <sup>3</sup> / <sub>4</sub> " x 23 <sup>3</sup> / <sub>4</sub> " x 18 <sup>3</sup> / <sub>4</sub> "	68 <sup>1</sup> / <sub>2</sub> "						
160OA	Oasis SH-N-38	16 <sup>3</sup> / <sub>4</sub> " x 25" x 16 <sup>3</sup> / <sub>4</sub> "	68 <sup>1</sup> / <sub>2</sub> "						
160RL	Royal Line N3838	16 <sup>3</sup> / <sub>4</sub> " x 25" x 16 <sup>3</sup> / <sub>4</sub> "	68 <sup>1</sup> / <sub>2</sub> "						
160SO	Salo 138/238	16 <sup>1</sup> / <sub>2</sub> " x 24" x 16 <sup>1</sup> / <sub>2</sub> "	68 <sup>1</sup> / <sub>2</sub> "						
160ST	Sterling V38NHG	15 <sup>5</sup> / <sub>8</sub> " x 27 <sup>1</sup> / <sub>2</sub> " x 15 <sup>5</sup> / <sub>8</sub> "	67 <sup>1</sup> / <sub>2</sub> "						
160SWA	Swan R38NEO	18 <sup>15</sup> / <sub>16</sub> " x 23 <sup>3</sup> / <sub>8</sub> " x 18 <sup>15</sup> / <sub>16</sub> "	68 <sup>1</sup> / <sub>2</sub> "						
160SWB	Swan R36NEO	16 <sup>7</sup> / <sub>8</sub> " x 24 <sup>1</sup> / <sub>4</sub> " x 16 <sup>7</sup> / <sub>8</sub> "	68 <sup>1</sup> / <sub>2</sub> "						
160UR	UR6251/6250	18 <sup>3</sup> / <sub>4</sub> " x 23 <sup>3</sup> / <sub>4</sub> " x 18 <sup>3</sup> / <sub>4</sub> "	68 <sup>1</sup> / <sub>2</sub> "						
160WR	Warm Rain 490	16 <sup>3</sup> / <sub>4</sub> " x 25" x 16 <sup>3</sup> / <sub>4</sub> "	68 <sup>1</sup> / <sub>2</sub> "						
<b>Note: Centerline Dimensions based on 3/4" wall thickness (Bases only units).</b>									
SCX543	Curb Filler	Cut To Size	Each (Add \$26.00 for taper)			\$42	\$48	\$57	\$63
SCX553	Wall Filler	Cut To Size	Each (Add \$26.00 for taper)			\$31	\$34	\$39	\$43

### Options

To add a Curved Towel Bar to any framed pivot door prefix the unit number with the letter (T) and add \$112.00 list. **For example - T160AQA**

**NEW**

**AQUAGLIDE**<sup>®</sup> (shown above in clear glass) is also available for all other glass patterns for an additional \$150.00 per unit. Prefix the Unit Number with the letters AG to select this option. **For example - AG160MXEE**

### Notes

If tub/shower surface or walls are out of level beyond <sup>3</sup>/<sub>8</sub>" purchase tapered fillers (see above) for proper fit. Please specify taper size when ordering and add \$26.00.

**An exact measurement of your centerline is required.**

### Ordering Example

160AKCDWP (Unit number, followed by glass selection code, then by frame color code.)

### Frame Selection Codes

#### Anodized Finishes

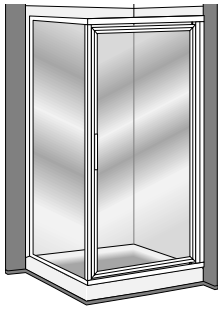
Silver No Code Gold GD

#### Trends

Brushed Nickel BN Oil Rubbed Bronze OR  
Antique Pewter QP Satin Nickel SN

#### Colours

Almond AP Burnished Copper CU  
Bronze BR White WP  
Brushed Bronze BB Wrought Iron WI

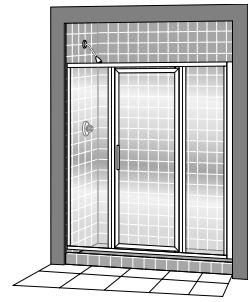


# Door & Panel

## Thinline Enclosures for Fiberglass & Acrylic Modulars

Deluxe Framed Pivot-Panel/Door/Panel **125S**

Deluxe Framed Pivot-Door/90° Return Panel **145**



Unit No.	Manufacturers' Model #	Height	Glass Selections	Glass Code	Silver	Gold	Trends	Colours
Panel/Door/Panel for Acrylic or Fiberglass			Obscure	<i>No Code</i>	\$667	\$748	\$1028	\$1112
125S-AQB Aqua Glass			Clear	CL	\$753	\$833	\$1114	\$1198
314238AC	614835BC	65 <sup>3</sup> / <sub>4</sub> "	Rain	RN	\$898	\$979	\$1260	\$1343
614837A	674835A		Clear Etched	EE				
674938A	914238AC		<b>AQUAGLIDE</b> Clear	XP	\$903	\$983	\$1264	\$1348
125S-AQC Aqua Glass			Fluted	FG	\$1021	\$1102	\$1383	\$1466
314836AC/BC	314936C	Reflections	RF					
814838A	874835A	65 <sup>3</sup> / <sub>4</sub> "	Clear Beveled	<small>Design on Door Only</small> CD	\$942	\$1022	\$1303	\$1387
914836A			Autumn	AU	\$1057	\$1138	\$1419	\$1502
			Silk	LK				
		Symmetry	MY					
		Tempest	TM					



NEW

Corner Units for Fiberglass				Obscure	<i>No Code</i>	\$825	\$896	\$1188	\$1270
				Clear	CL	\$903	\$974	\$1267	\$1349
145AK	Aker CORS-36	32 <sup>1</sup> / <sub>4</sub> " x 32 <sup>1</sup> / <sub>4</sub> "	68 <sup>1</sup> / <sub>2</sub> "	Rain	RN	\$991	\$1062	\$1354	\$1437
				Clear Etched	EE				
145LS	Lasco 1362C	31 <sup>1</sup> / <sub>2</sub> " x 31 <sup>1</sup> / <sub>2</sub> "	65"	<b>AQUAGLIDE</b> Clear	XP	\$1053	\$1124	\$1417	\$1499
				Reflections	RF	\$1077	\$1148	\$1440	\$1522
				Fluted	FG				
				Clear Beveled	<small>Design on Door Only</small> CD	\$1005	\$1076	\$1368	\$1450
				Autumn	AU	\$1411	\$1483	\$1775	\$1857
				Silk	LK				
				Symmetry	MY				
				Tempest	TM				



NEW

SCX543	Curb Filler	Cut To Size	Each (Add \$26.00 for taper)	\$42	\$48	\$57	\$63
--------	-------------	-------------	------------------------------	------	------	------	------

<b>Options</b>	To add a Curved Towel Bar to any <b>framed</b> pivot door prefix the unit number with the letter (T) and add \$112.00 list. <i>For example - T125S-AQBRFBN</i>
<b>NEW</b>	<b>AQUAGLIDE</b> (shown above in clear glass) is also available for all other glass patterns for an additional \$150.00 per unit. Prefix the Unit Number with the letters AG to select this option. <i>For example - AG145LSRNBN</i>

### Notes

#### Ordering Example

145AKFGSN (Unit number, followed by glass selection code, then by frame color code.)

### Frame Selection Codes

Anodized Finishes			
Silver	No Code	Gold	GD
Trends			
Brushed Nickel	BN	Oil Rubbed Bronze	OR
Antique Pewter	QP	Satin Nickel	SN
Colours			
Almond	AP	Burnished Copper	CU
Bronze	BR	White	WP
Brushed Bronze	BB	Wrought Iron	WI

# Quick Ship

## In Stock Enclosures

Ready to Ship

**Need it Fast?** Request Quick Ship on the items listed below and we'll ship next business day with no additional charges other than freight. *Note: Limit of 1-2 units per order.*

### Sliding Tub Enclosures

#### Celesta Frameless

(See Pg. 10 for pricing)

*Clear/Silver*

2850-60CL

*Clear/Brushed Nickel*

2850-60CLBN

#### Infinity Frameless

(See Pg. 11 for pricing)

*Clear/Silver*

4400-60CL

*Clear/*

*Oil Rubbed Bronze*

4400-60CLOR

*Clear/Brushed Nickel*

4400-60CLBN

*Clear/Satin Nickel*

4400-60CLSN

*Rain/Silver*

4400-60RN

*Rain/Brushed Nickel*

4400-60CLSN

#### Classic Frameless

(See Pg. 12 for pricing)

*Obscure/Silver*

3400-60

3400-56

3400-56S

3400-56OC

3400-52

*Obscure/White*

3400-60WP

*Clear/Silver*

3400-60CL

3400-56SCL

*Clear/Brushed Nickel*

3400-60CLBN

*Rain/Silver*

3400-60RN

*Clear Etched/Silver*

3400-60EE

#### Supreme Framed

(See Page 6 for pricing)

*Obscure/Silver*

2150-60

#### Deluxe Framed

(See Page 8 for pricing.)

\*Fiberglass Modularity on pg. 14)

*Obscure/Silver*

6150-60

6150-60S

6150-57AK\*

6150-57BAK\*

6150-56

6150-56S

6150-56SOC\*

6150-55AQ\*

6150-55AQC\*

6150-54

6150-54S

6150-54AK\*

6150-52

6150-52S

6150-48

*Clear/Silver*

6150-60CL

6150-56SCL

*Clear/Brushed Nickel*

6150-60CLBN

*Rain/Silver*

6150-60RN

6150-56SRN

*Fluted/Silver*

6150-60FG

#### Performance Framed

(See Page 13 for pricing)

*Obscure/Silver*

8185-60

8185-60S

8185-56

8185-56S

8185-54

8185-54S

8185-52

8185-52S

### Sliding Shower Enclosures

#### Celesta Frameless

(See Pg. 10 for pricing)

*Clear/Silver*

3850-60CL

3850-48CL

*Clear/Brushed Nickel*

3850-60CLBN

3850-48CLBN

#### Infinity Frameless

(See Page 11 for pricing)

*Clear/Silver*

4500-60CL

4500-48CL

*Clear/Oil Rubbed Bronze*

4500-60CLOR

4500-48CLOR

*Clear/Brushed Nickel*

4500-60CLBN

4500-48CLBN

*Clear/Satin Nickel*

4500-60CLSN

4500-48CLSN

*Rain/Silver*

4500-60RN

*Rain/Brushed Nickel*

4500-60RNB

#### Classic Frameless

(See Page 12 for pricing.)

\*Fiberglass Modularity on pg. 14)

*Obscure/Silver*

3500-60

3500-56

3500-56S

3500-56OC\*

3500-48

3500-48S

3500-44

3500-44S

3500-44OC\*

3500-40

3500-40S

*Obscure/Brushed Nickel*

3500-60BN

3500-48BN

*Clear/Silver*

3500-60CL

3500-48CL

3500-44CL

3500-44SCL

*Clear/Brushed Nickel*

3500-60CLBN

3500-48CLBN

*Rain/Silver*

3500-44SRN

*Clear Etched/Silver*

3500-44SEE

#### Deluxe Framed

(See Page 9 for pricing)

\*Fiberglass Modularity on pg. 14)

*Obscure/Silver*

7150-60

7160-60T

7150-60S

7150-56

7150-56OC\*

7150-56S

7150-56AQ\*

7150-54

7150-54T

7150-52

7150-52T

7150-52S

7150-48

7150-48T

7150-48S

7150-46

7150-46T

7150-45OC\*

7150-44

7150-44T

7150-44S

7150-44KH\*

7150-44OC\*

7150-42

7150-42T

7150-42S

7150-40

7150-40T

7150-40S

*Obscure/Brushed Nickel*

7150-44TBN

*Clear/Silver*

7150-60CL

7150-48CL

7150-44TCL

*Clear/Brushed Nickel*

7150-44TCLBN

*Rain/Silver*

7150-60RN

7150-48RN

7150-44TRN

# Quick Ship

## In Stock Enclosures Cont.

Ready to Ship

**Need it Fast?** Request Quick Ship on the items listed below and we'll ship next business day with no additional charges other than freight. *Note: Limit of 1-2 units per order.*

### Performance Framed

(See Page 13 for pricing.)  
\*Fiberglass Modularity on pg. 14)

*Obscure/Silver*

9185-60

9185-60T

9185-56

9185-56T

9185-56S

9185-56OC\*

9185-48

9185-48T

9185-48S

9185-44

9185-44T

9185-44S

9185-44OC\*

9185-40

9185-40T

200-4

200-5

200-6

200-7

200-8

200-9

*Clear/Silver*

100-8CL

200-8CL

*Rain/Silver*

100-8RN

### Performance Framed

(See Page 23 for pricing)

*Obscure/Silver*

85-1

85-2

85-3

85-4

85-5

85-6

85-7

85-8

85-9

85-10

### Deluxe Framed for 36"

Acrylic Modularity

(See Page 31 for pricing)

*Obscure/Silver*

335AK

335AQ

335LSA

### Pivot Swing Doors

### Classic Frameless

(See Page 24 for pricing)

*Obscure/Silver*

3600-1

3600-2

3600-3

3600-4

3600-6

3600-8

*Clear/Silver*

3600-1CL

3600-4CL

3600-8CL

### Deluxe Framed

(See Page 18 for pricing.)

\*Fiberglass Modularity on pg. 26)

*Obscure/Silver*

100-2

100-3

100-4

100-5

100-6

100-7

100-8

100AK\*

100-9

100-10

200-2

### Door & Panel Shower Enclosures

#### Deluxe Thinline Framed

(See Page 34 for pricing)

*Obscure/Silver*

135-39<sup>1</sup>/<sub>8</sub>-<sup>7</sup>/<sub>8</sub>"

135-43<sup>1</sup>/<sub>8</sub>-<sup>7</sup>/<sub>8</sub>"

135-45<sup>1</sup>/<sub>8</sub>-<sup>7</sup>/<sub>8</sub>"

### Neo Angle Shower Enclosures

#### Deluxe Thinline Framed

(See Pg. 44 for pricing)

*Obscure/Silver*

160AK

160AKA

160AQA

160AQB

160CCB

160CN

160FL

160FZ

160HM

160KH

160LSA

160LSB

160LSC

160MTA

160MTB

160MX

160RL

160SO

160ST

160SWA

160SWB

160UR

160WR

*Clear/Silver*

160AKCL

160AQACL

160LSACL

160SWACL

### Continuous Hinge Swing Doors

#### Infinity Frameless

(See Page 26 for pricing)

*Clear/Silver*

1400-8CL

1400-9CL

### Panel/Door/Panel Shower Enclosures

#### Deluxe Thinline Framed

(See Page 32 for pricing)

*Obscure/Silver*

125S-1

125S-2

125S-4

# Index

<u>Unit</u>	<u>Page</u>	<u>Unit</u>	<u>Page</u>	<u>Unit</u>	<u>Page</u>	<u>Unit</u>	<u>Page</u>
18CS.....	17	160MTB.....	44	1422.....	28	3850.....	10
85.....	23	160PM.....	44	1700.....	26	4400.....	11
100.....	18	160RL.....	44	1712.....	33	4401.....	15
100AK.....	30	160SO.....	44	1713.....	37	4403.....	15
110.....	20	160ST.....	44	1713NP.....	37	4500.....	11
125.....	32	160SWA.....	44	1714.....	39	4500-40EN.....	14
125HI.....	32	160SWB.....	44	1715.....	41	4500-44OC.....	14
125S.....	32	160UR.....	44	1715NP.....	41	4500-45EN.....	14
125S-AQB.....	45	160WR.....	44	1716.....	43	4500-56EN.....	14
125S-AQC.....	45	161.....	42	1722.....	29	4500-56OC.....	14
126.....	32	161HI.....	42	1800.....	27	4501.....	15
126HI.....	32	200.....	18	1812.....	33	4503.....	15
135.....	34	210.....	20	1813.....	37	6150.....	8
135HI.....	34	335AK.....	31	1813NP.....	37	6150-54AK.....	14
135S.....	35	335AQ.....	31	1814.....	39	6150-55AQ.....	14
136.....	34	335KH.....	31	1815.....	41	6150-55AQC.....	14
136HI.....	34	335LSA.....	31	1815NP.....	41	6150-56LS.....	14
145.....	38	335LSB.....	31	1816.....	43	6150-56SKH.....	14
145AK.....	45	335UR.....	31	1822.....	29	6150-56SOC.....	14
145HI.....	38	400H/S.....	17	2000.....	16	6150-57AK.....	14
145LS.....	45	500.....	19	2150.....	6	6150-57AQ.....	14
146.....	38	500EN.....	30	2150-54AK.....	14	6150-57BAK.....	14
146HI.....	38	510.....	21	2150-55AQ.....	14	6150-58EN.....	14
150.....	40	725.....	32	2150-55AQC.....	14	6151.....	15
150HI.....	40	725HI.....	32	2150-56LS.....	14	6153.....	15
151.....	40	726.....	32	2150-57AK.....	14	7150.....	9
151HI.....	40	726HI.....	32	2150-57BAK.....	14	7150-44KH.....	14
160.....	42	735.....	34	2151.....	15	7150-44OC.....	14
160AK.....	44	735HI.....	34	2850.....	10	7150-45ST.....	14
160AKA.....	44	736.....	34	3000.....	16	7150-5AQ.....	14
160AQA.....	44	736HI.....	34	3055.....	16	7150-56OC.....	14
160AQB.....	44	745.....	38	3150.....	7	7150-57ST.....	14
160AU.....	44	745HI.....	38	3150-44OC.....	14	7151.....	15
160ASA.....	44	746.....	38	3150-45ST.....	14	7153.....	15
160ASB.....	44	746HI.....	38	3150-56OC.....	14	8185.....	13
160ASC.....	44	750.....	40	3150-57ST.....	14	9185.....	13
160BCB.....	44	750HI.....	40	3151.....	15	9185-44OC.....	14
160BFA.....	44	751.....	40	3400.....	12	9185-56OC.....	14
160BMNA.....	44	751HI.....	40	3400-55AQ.....	14		
160BMNB.....	44	760.....	42	3400-55AQC.....	14	<u>Enclosures for</u>	
160CCA.....	44	760HI.....	42	3400-56OC.....	14	<u>Fiberglass Modulars:</u>	
160CCB.....	44	761.....	42	3400-56SKH.....	14	Door & Panel.....	45
160CN.....	44	761HI.....	42	3400-58EN.....	14	Neo Angles.....	44
160FL.....	44	1022.....	28	3401.....	15	Sliding Doors.....	14
160FZ.....	44	1100.....	22	3403.....	15	Swing Doors.....	30
160HI.....	42	1400.....	26	3500.....	12		
160HM.....	44	1412.....	33	3500-40EN.....	14		
160JCA.....	44	1412S.....	33	3500-44OC.....	14		
160JCB.....	44	1413.....	37	3500-45EN.....	14		
160KH.....	44	1413NP.....	37	3500-56EN.....	14		
160LSA.....	44	1413S.....	36	3500-56OC.....	14		
160LSB.....	44	1414.....	39	3501.....	15		
160LSC.....	44	1415.....	41	3503.....	15		
160MX.....	44	1415NP.....	41	3600.....	24		
160MTA.....	44	1416.....	43	3610.....	25		



7201 Snider Road  
 Mason, OH 45040  
 800.45.BASCO  
 (800.452.2726)  
 800.989.1919 fax  
 www.bascoshowerdoor.com