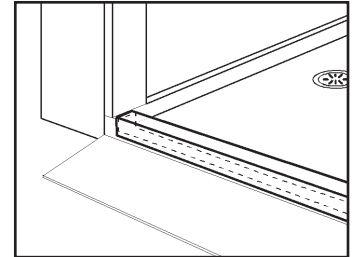
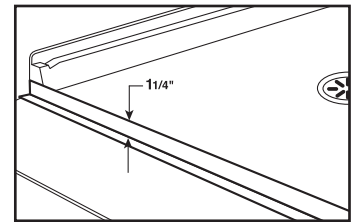
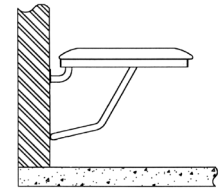



**BARRIER-FREE AND TRANSFER SHOWER FLOOR ACCESSORIES**

Model	Part	Dimensions	Ship Wt. Lb.	Ship FedEx	Carton Dims. In.	Cu. Ft.
<b>Thresholds</b>						
<b>BF-6000 Aluminum Removable Threshold</b>						
BF-6000	BF6000	2-1/2" D x 2-1/4" H x 60" W	5	FedEx	61 x 3 x 3	.32
<b>BF-FT Barrier-Free Flexible Threshold</b>						
BF-FT	BF6000FT	Vinyl Strip 1-1/4" x 1" / Aluminum Ext. 3/4"	5	FedEx	60 x 2 x 2	.14
<b>BT-CT Silicone Collapsible Threshold</b>						
BT-CT	BT6000CT	1-1/2" D x 67" W x 1" H	3	FedEx	18 x 14 x 2	.24
<b>Folding Shower Seats</b>						
<b>BF-2300R Folding Shower Seat, Right Side Wall Installation (White Only)</b>						
BF-2300R	BF00023RH	23-1/2" W x 21" D (597 mm x 572 mm)	21	FedEx	30 x 26 x 6	2.71
(Mounting materials not included)						
<b>BF-2300L Folding Shower Seat, Left Side Wall Installation (White Only)</b>						
BF-2300L	BF00023LH	23-1/2" W x 21" D (597 mm x 572 mm)	21	FedEx	30 x 26 x 6	2.71
(Mounting materials not included)						
<b>Grab Bars</b>						
<b>BF-2448 L-Shaped Stainless Steel Grab Bar</b>						
(For use when shower seat is installed on either side.)						
BF-2448	BF02448	24" D x 48" L (610 mm x 1219 mm)	9	FedEx	51 x 26 x 4	3.07
<b>BF-5024 Straight Stainless Steel Grab Bar</b>						
(For use when shower seat is installed on back wall.)						
BF-5024	BF05024	24" L (610 mm)	3	FedEx	31 x 4 x 4	.29
<b>BF-5048 Straight Stainless Steel Grab Bar</b>						
(For use when shower seat is installed on back wall.)						
BF-5048	BF05048	48" L (1219 mm)	5	FedEx	51 x 4 x 4	.47
<b>BF-5072 Grab Bar Kit</b>						
(For use when shower seat is installed on back wall.)						
BF-5072	BF05072		8		51 x 8 x 4	.94
Kit includes BF-5024 and BF-5048.						
<b>GB-0014 Straight Stainless Steel Grab Bar</b>						
(For use with transfer shower floor.)						
GB-0014	GB00014	14" L (356 mm)	5	FedEx	5 x 5 x 15	.22
<b>GB-1432 "L-Shaped" Stainless Steel Grab Bar</b>						
(For use when shower seat is installed on either side.)						
GB-1432	GB01432	14" x 32" (356 mm x 813 mm)	9	FedEx	51 x 26 x 4	3.07


**BF-6000**  
**Aluminum Removable Threshold**

**BF-FT**  
**Barrier-Free Flexible Threshold**

**BF-2300L**  
 23-1/2" W x 21" D
