


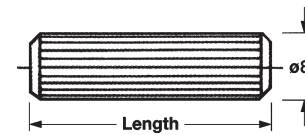

Wood Connectors

Wood Dowels L10603338P L10603374P

Calibrated beechwood dowels are manufactured from hardwood, which has proven to make the most durable and lasting dowel pin. They feature a fluted design for better gluing and a stronger connection. 8mm diameter.

Wood Biscuits L10699165P L10699174P

Die-cut from beechwood planks, these biscuit assemblers (or wood joining plates) are compressed for strength and cross-hatched to improve glue bonding. When used with any water-based glue, the biscuit swells within the joint providing excellent holding power. 4mm thickness in three sizes.



Product #	Description	Length (mm)	Height (mm)	Qty Per Box
L10603338P	Hardwood Dowel	30	-	500
L10603374P	Hardwood Dowel	40	-	500
L10699165P	Wood Biscuit Size 0	45	15	1000
L10699165P	Wood Biscuit Size 10	55	19	1000
L10699174P	Wood Biscuit Size 20	60	23	1000

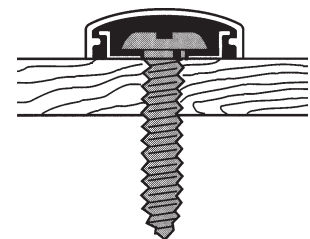
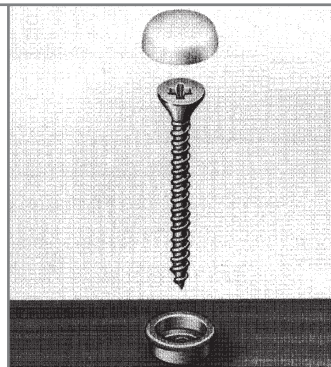
Cover Caps

Snap Cap with Washer L14516809 L14518134

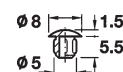

For screws up to 4mm diameter. Finish is white plastic.

Cover Cap L14520812P

Ribbed or slightly tapered for tighter grip. Finish is RAL9010 white plastic.



L14516809, L14518134



L14520812P

L14520812P

Product #	Description	Qty Per Box
L14516809	Snap Cap #8 White	5000
L14518134	Snap Cap Washer #8 Panhead Screw White	5000
L14520812P	Cover Cap White 5mm Blind Hole	500