

CLASSICA™

Price Book



Prices effective October 1, 2011
Updated September 15, 2011

Table of Contents

Vertical Panels	3 - 5
14" Deep Vertical Panels	
Radius, End & Center	3 - 4
19" & 24" Deep Vertical Panels	
End & Center	4
Hutch Panels	
Right & Left Combination Pack, Center	5
Shelves	5 - 7
Fixed	5 - 6
Moveable	6
Rasant & Radius Corner	7
Cleats - Toe Kicks & Island Units	8
Drawers	9 - 11
Fronts - assembled	9
Fronts - unassembled	9 - 10
Decorative Drawer Front	10-11
Plain Drawer Front, Jewelry Drawer Insert & Drawer Divider	11
Doors	12 - 14
Decorative	12-13
Plain	13
Hamper Door & Crown Molding	13 - 14
Accessories	14 - 15
Garage	16 - 17
Hardware	18 - 19
Installation Tools and Touch-Up	20
Terms and Conditions of Sale & Ten Year Limited Warranty	21

*Extended lead time of three to four weeks.


<p style="text-align: center;">SCHULTE Color Code System</p> <div style="text-align: center; margin-top: 20px;"> <p>6173 - 1448 - 11</p> <p>Color</p> </div>	<ul style="list-style-type: none"> 11 White 13 Bisque 14 Black 17 Gray 24 Maple 27 Cherry 	<ul style="list-style-type: none"> 28 Chocolate Pear 33 Zinc 34 Chrome 36/45 Nickel 40 Clear 50 Granite Gray 	<ul style="list-style-type: none"> 99 Red * Non UPC Label
--	---	--	---

Color Numbers

11 = White 13 = Bisque 14 = Black 17 = Gray 24 = Maple 27 = Cherry 28 = Chocolate Pear 33 = Zinc
 34 = Chrome 36/45 = Nickel 40 = Clear 50 = Granite Gray 99 = Red * = Non UPC Label

Vertical Panels
14" Deep Vertical Panels - Radius bottom

End Panel


	Descriptions	Packaging	Item #	Color #	Pcs/Ctn	Wgt/Ctn	List (Each)	Total Price
	48" Right Hand Panel 14" D x 47-3/8" H x 3/4"	pack	6173-1448	11	6	75.0	43.58	261.48
		Master Pack	6173-1448	11	48	600.0	40.53	1945.44
								282.36
	48" Left Hand Panel 14" D x 47-3/8" H x 3/4"	pack	6143-1448	11	6	79.0	43.58	261.48
		Master Pack	6143-1448	11	48	600.0	40.53	1945.44
								282.36
76" Right Hand Panel 14" D x 75-1/8" H x 3/4"	pack	6173-1476	11	4	79.3	61.90	247.60	
	Master Pack	6173-1476	11	48	951.0	57.57	2763.66	
							267.32	
76" Left Hand Panel 14" D x 75-1/8" H x 3/4"	pack	6143-1476	11*	4	79.3	61.90	247.60	
	Master Pack	6143-1476	11*	48	951.0	57.57	2763.66	
							267.32	

Center Panel

	48" Center Panel 14" D x 47-3/8" H x 3/4"	pack	6123-1448	11	6	79.0	43.58	261.48
		Master Pack	6123-1448	11	48	632.0	40.53	1945.44
								282.36
	76" Center Panel 14" D x 75-1/8" H x 3/4"	pack	6123-1476	11	4	79.3	61.90	247.60
		Master Pack	6123-1476	11	48	951.6	59.57	2859.36
								267.32

14" Deep Vertical Panels

End Panel

	11" End Panel 14" D x 10-7/8" H x 3/4"	pack	6113-1411	11	6	20.5	11.30	67.80
								11.85
	31" End Panel 14" D x 31" H x 3/4"	pack	6113-1431	11	6	58.0	24.61	147.66
								26.59
	48" End Panel 14" D x 47-3/8" H x 3/4"	pack	6113-1448	11	6	90.0	34.74	208.44
		Master Pack	6113-1448	11	48	720.0	32.31	1550.88
								225.18
	72" End Panel 14" D x 71-3/8" H x 3/4"	pack	6113-1472	11	4	77.0	48.64	194.56
		Master Pack	6113-1472	11	48	924.0	45.24	2171.52
								210.12
	87" End Panel 14" D x 86-1/2" H x 3/4"	pack	6113-1487	11	2	55.0	57.63	115.26
		Master Pack	6113-1487	11	24	660.0	53.60	1286.40
							124.48	
96" End Panel 14" D x 95-1/4" H x 3/4"	pack	6113-1496	11	2	62.0	62.24	124.48	
							67.21	134.42

*These items are available on a made to order basis only.


Color Numbers

11 = White 13 = Bisque 14 = Black 17 = Gray 24 = Maple 27 = Cherry 28 = Chocolate Pear 33 = Zinc
 34 = Chrome 36/45 = Nickel 40 = Clear 50 = Granite Gray 99 = Red * = Non UPC Label

CLASSICA


Vertical Panels - continued
14" Deep Vertical Panels

Center Panel

	Descriptions	Packaging	Item #	Color #	Pcs/Ctn	Wgt/Ctn	List (Each)	Total Price
	31" Center Panel 14" D x 31" H x 3/4"	pack	6133-1431	11	6	58.0	24.61	147.66
		pack	6133-1431	13,24,27,28	6	58.0	26.59	159.54
	48" Center Panel 14" D x 47-3/8" H x 3/4"	pack	6133-1448	11	6	90.0	34.74	208.44
		Master Pack pack	6133-1448	13,24,27,28	48 6	720.0 90.0	32.31 37.53	1550.88 225.18
	72" Center Panel 14" D x 71-3/8" H x 3/4"	pack	6133-1472	11	4	77.0	48.64	194.56
		Master Pack pack	6133-1472	13,24,27,28	48 4	924.0 77.0	45.24 52.53	2171.52 210.12
	87" Center Panel 14" D x 86-1/2" H x 3/4"	pack	6133-1487	11	2	55.0	57.63	115.26
		Master Pack pack	6133-1487	13,24,27,28	24 2	660.0 55.0	53.60 62.24	1286.40 124.48
	96" Center Panel 14" D x 95-1/4" H x 3/4"	pack	6133-1496	11	2	62.0	62.24	124.48
				13,24,27,28	2	62.0	67.21	134.42

19" Deep Vertical Panels

End Panel


	96" End Panel 19" D x 95-1/4" H x 3/4"	pack	6113-1996	11	2	83.0	94.00	188.00
				13,24,27,28	2	83.0	101.52	203.04

Center Panel

	96" Center Panel 19" D x 95-1/4" H x 3/4"	pack	6123-1996	11	2	83.0	94.00	188.00
				13,24,27,28	2	83.0	101.52	203.04

24" Deep Vertical Panels

End Panel

	96" End Panel 24" D x 95-1/4" H x 3/4"	pack	6113-2496	11	2	101.0	108.10	216.20
				13,24,27,28	2	101.0	116.75	233.50

Center Panel

	96" Center Panel 24" D x 95-1/4" H x 3/4"	pack	6123-2496	11	2	101.0	108.10	216.20
				13,24,27,28	2	101.0	116.75	233.50

Color Numbers

11 = White	13 = Bisque	14 = Black	17 = Gray	24 = Maple	27 = Cherry	28 = Chocolate Pear	33 = Zinc
34 = Chrome	36/45 = Nickel	40 = Clear	50 = Granite Gray	99 = Red	* = Non UPC Label		

Vertical Panels - continued
Hutch Panels 14" Top - 19" Bottom
Right & Left Combination Pack

CLASSICA

	Descriptions	Packaging	Item #	Color #	Pcs/Ctn	Wgt/Ctn	List (Each)	Total Price
	96" Right & Left Hand Panel 24" D x 96-1/2" H x 3/4"	pack	6302-1996	11	1 set	62.0	231.27	231.27
				13,24,27,28	1 set	62.0	249.81	249.81

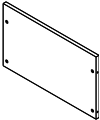
Center Panel

96" Center Panel 14" / 19" D x 96-1/2" H x 3/4"	pack	6323-1996	11	2	62.0	116.77	233.54
			13,24,27,28	2	62.0	125.92	251.84

Shelves

14" Deep Fixed Shelves

Fixed shelves include factory-mounted cams. Connecting Bolts not included.

	18" Fixed Shelf 13-7/8" D x 18" W x 3/4"	pack Master Pack pack	6413-1418	11	6	34.0	18.47	110.82
				11	60	340.0	17.18	1030.80
				13,24,27,28	6	34.0	19.95	119.70
	24" Fixed Shelf 13-7/8" D x 24" W x 3/4"	pack Master Pack pack	6413-1424	11	6	45.0	21.75	130.50
				11	96	720.0	20.23	1942.08
				13,24,27,28	6	45.0	23.48	140.88
	30" Fixed Shelf 13-7/8" D x 30" W x 3/4"	pack Master Pack pack	6413-1430	11	6	56.0	25.28	151.68
				11	72	672.0	23.51	1692.72
				13,24,27,28	6	56.0	27.26	163.56
	36" Fixed Shelf 13-7/8" D x 36" W x 3/4"	pack Master Pack pack	6413-1436	11	6	68.0	29.00	174.00
				11	48	544.0	26.97	1294.56
				13,24,27,28	6	68.0	31.32	187.92

19" Deep Fixed Shelves

	24" Fixed Shelf 18-7/8" D x 24" W x 3/4"	pack	6413-1924	11	6	61.0	27.80	166.80
				13,24,27,28	6	61.0	30.03	180.18
	30" Fixed Shelf 18-7/8" D x 30" W x 3/4"	pack	6413-1930	11	6	76.3	31.10	186.60
				13,24,27,28	6	76.3	33.61	201.66

Color Numbers

11 = White **13** = Bisque **14** = Black **17** = Gray **24** = Maple **27** = Cherry **28** = Chocolate Pear **33** = Zinc
34 = Chrome **36/45** = Nickel **40** = Clear **50** = Granite Gray **99** = Red * = Non UPC Label

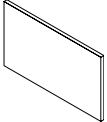
Shelves - continued

24" Deep Fixed Shelves

Descriptions	Packaging	Item #	Color #	Pcs/Ctn	Wgt/Ctn	List (Each)	Total Price
24" Fixed Shelf 23-7/8" D x 24" W x 3/4"	pack	6413-2424	11	6	77.0	34.00	204.00
			13,24,27,28	6	77.0	36.73	220.38
30" Fixed Shelf 23-7/8" D x 30" W x 3/4"	pack	6413-2430	11	6	97.3	38.90	233.40
			13,24,27,28	6	97.3	42.03	252.18

14" Deep Moveable Shelves

Shelf Pins not included.



18" Moveable Shelf 13-3/4" D x 18" W x 3/4"	pack	6433-1418	11	6	35.0	10.37	62.22
	Master Pack		11	60	350.0	9.64	578.40
	pack		13,24,27,28	6	35.0	11.19	67.14
24" Moveable Shelf 13-3/4" D x 24" W x 3/4"	pack	6433-1424	11	6	46.0	13.32	79.92
	Master Pack		11	96	736.0	12.39	1189.44
	pack		13,24,27,28	6	46.0	14.39	86.34
30" Moveable Shelf 13-3/4" D x 30" W x 3/4"	pack	6433-1430	11	6	57.0	16.52	99.12
	Master Pack		11	72	684.0	15.36	1105.92
	pack		13,24,27,28	6	57.0	17.85	107.10
36" Moveable Shelf 13-3/4" D x 36" W x 3/4"	pack	6433-1436	11	6	69.0	20.92	125.52
	Master Pack		11	48	552.0	19.46	934.08
	pack		13,24,27,28	6	69.0	22.59	135.54
96" Moveable Shelf 13-7/8" D x 96" W x 3/4"	pack	6433-1496	11	2	61.0	57.76	115.52
	Master Pack		11	24	732.0	53.72	1289.28
	pack		13,24,27,28	2	61.0	62.39	124.78

19" Deep Moveable Shelves

24" Moveable Shelf 18-3/4" D x 24" W x 3/4"	pack	6433-1924	11	6	62.0	20.65	123.90
			13,24,27,28	6	62.0	22.30	133.80
30" Moveable Shelf 18-3/4" D x 30" W x 3/4"	pack	6433-1930	11	6	76.3	24.21	145.26
			13,24,27,28	6	76.3	26.15	156.90
96" Moveable Shelf 18-7/8" D x 96" W x 3/4"	pack	6433-1996	11	2	78.6	69.55	139.10
			13,24,27,28	2	78.6	75.11	150.22

24" Deep Moveable Shelves

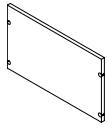
24" Moveable Shelf 23-3/4" D x 24" H x 3/4"	pack	6433-2424	11	6	77.0	22.96	137.76
			13,24,27,28	6	77.0	24.79	148.74
30" Moveable Shelf 23-3/4" D x 30" W x 3/4"	pack	6433-2430	11	6	98.3	27.91	167.46
			13,24,27,28	6	98.3	30.15	180.90
96" Moveable Shelf 23-7/8" D x 96" W x 3/4"	pack	6433-2496	11	2	103.5	83.74	167.48
			13,24,27,28	2	103.5	90.44	180.88

Color Numbers

11 = White 13 = Bisque 14 = Black 17 = Gray 24 = Maple 27 = Cherry 28 = Chocolate Pear 33 = Zinc
 34 = Chrome 36/45 = Nickel 40 = Clear 50 = Granite Gray 99 = Red * = Non UPC Label

Shelves - continued
14" Deep Rasant Shelves

Shelves include rasant fittings. Rasant Bolts are not included.

	Descriptions	Packaging	Item #	Color #	Pcs/Ctn	Wgt/Ctn	List (Each)	Total Price
	18" Rasant Shelf 13-7/8" D x 18" W x 3/4"	pack	6411-1418	11 13,24,27,28	6 6	35.0 35.0	18.47 20.02	110.82 120.12
	24" Rasant Shelf 13-7/8" D x 24" W x 3/4"	pack	6411-1424	11 13,24,27,28	6 6	46.0 46.0	21.75 23.48	130.50 140.88
	30" Rasant Shelf 13-7/8" D x 30" W x 3/4"	pack	6411-1430	11 13,24,27,28	6 6	56.0 56.0	25.28 27.31	151.68 163.86
	36" Rasant Shelf 13-7/8" D x 36" W x 3/4"	pack	6411-1436	11 13,24,27,28	6 6	67.0 67.0	29.00 31.32	174.00 187.92

19" Deep Rasant Shelves

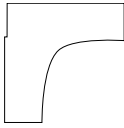
24" Rasant Shelf 18-7/8" D x 24" W x 3/4"	pack	6411-1924	11 13,24,27,28	6 6	61.0 61.0	27.80 30.03	166.80 180.18
30" Rasant Shelf 18-7/8" D x 30" W x 3/4"	pack	6411-1930	11 13,24,27,28	6 6	75.3 75.3	31.12 33.61	186.72 201.66

24" Deep Rasant Shelves

24" Rasant Shelf 23-7/8" D x 24" W x 3/4"	pack	6411-2424	11 13,24,27,28	6 6	76.0 76.0	35.09 37.91	210.54 227.46
30" Rasant Shelf 23-7/8" D x 30" W x 3/4"	pack	6411-2430	11 13,24,27,28	6 6	98.3 98.3	41.40 44.72	248.40 268.32

Radius Corner Shelves

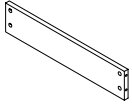
For 14" Deep Product

	32" Radius Corner Shelf	pack	6400-1414	11 13,24,27,28	2 2	31.3 31.3	56.24 60.72	112.48 121.44
---	-------------------------	------	-----------	-------------------	--------	--------------	----------------	------------------

Color Numbers

11 = White 13 = Bisque 14 = Black 17 = Gray 24 = Maple 27 = Cherry 28 = Chocolate Pear 33 = Zinc
 34 = Chrome 36/45 = Nickel 40 = Clear 50 = Granite Gray 99 = Red * = Non UPC Label

Cleat / Toe Kicks

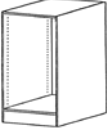
	Descriptions	Packaging	Item #	Color #	Pcs/Ctn	Wgt/Ctn	List (Each)	Total Price
	18" Cleat / Toe Kick 5" H x 18" W x 3/4"	pack	6863-0518	11 13,24,27,28	12 12	26.0 26.0	12.12 13.08	145.44 156.96
	24" Cleat / Toe Kick 5" H x 24" W x 3/4"	pack	6863-0524	11 13,24,27,28	12 12	34.3 34.3	13.47 14.56	161.64 174.72
	30" Cleat / Toe Kick 5" H x 30" W x 3/4"	pack	6863-0530	11 13,24,27,28	12 12	42.5 42.5	14.88 16.07	178.56 192.84
	36" Cleat / Toe Kick 5" H x 36" W x 3/4"	pack	6863-0536	11 13,24,27,28	12 12	51.0 51.0	16.33 17.64	195.96 211.68
	96" Cleat / Toe Kick 5" H x 96" W x 3/4" (no cams)	pack	6863-0596	11 13,24,27,28	5 5	55.3 55.3	32.67 35.27	163.35 176.35

Island Units

"A" Cabinet - 41-1/8" H x 25-1/2" W x 31-5/8" D

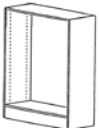
Requires twenty-four (24) 6705-6670-33 Connecting Bolts sold separately.

Accommodates 19" shelves when trimmed to fit - sold separately.

	Contains:		6051-5001	11	1	123.0	255.13	255.13
	Two (2) 41-1/8"H x 31-5/8"D End Panels Two (2) 24"W x 31-5/8"D Fixed Shelves Two (2) 5"H x 24"W Toe Kicks One (1) 24"W x 34-1/2" Center Panel		6051-5001	13,24,27,28	1	123.0	275.53	275.53

"B" Cabinet - 41-1/8" H x 31-1/2" W x 14"D

Requires twenty-two (22) 6705-6670-33 Connecting Bolts sold separately.

	Contains:		6051-5002	11	1	51.3	160.78	160.78
	Two (2) 41-1/8"H x 14"D End Panels Two (2) 30"W x 14"D Fixed Shelves One (1) 5"H x 30"W Toe Kick		6051-5002	13,24,27,28	1	51.3	173.65	173.65

Color Numbers

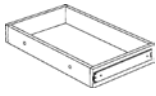
11 = White	13 = Bisque	14 = Black	17 = Gray	24 = Maple	27 = Cherry	28 = Chocolate Pear	33 = Zinc
34 = Chrome	36/45 = Nickel	40 = Clear	50 = Granite Gray	99 = Red	* = Non UPC Label		

Drawers

Drawer Box - Assembled (With full extension Ball Bearing Drawer Glides included)

Fronts and Euroscrews sold separately.

14" Deep x 24" Wide

	Descriptions	Packaging	Item #	Color #	Pcs/Ctn	Wgt/Ctn	List (Each)	Total Price
	5" Drawer Box - Assembled 4"H x 23"W x 13"D	pack Master Pack	6811-1424	11	1	5.3	73.27	73.27
				11	24	126.0	68.14	1635.36
	7-1/2" Drawer Box - Assembled 6"H x 23"W x 13"D	pack Master Pack	6821-1424	11	1	16.3	86.51	86.51
				11	24	391.2	80.45	1930.80
	10" Drawer Box - Assembled 8"H x 23"W x 13"D	pack Master Pack	6831-1424	11	1	9.3	93.82	93.82
				11	20	185.0	87.25	1745.00

14" Deep x 30" Wide

5" Drawer Box - Assembled 4"H x 29"W x 13"D	pack	6811-1430	11	1	14.8	87.45	87.45
7-1/2" Drawer Box - Assembled 6"H x 29"W x 13"D	pack	6821-1430	11	1	14.8	90.97	90.97
10" Drawer Box - Assembled 8"H x 29"W x 13"D	pack	6831-1430	11	1	19.2	99.70	99.70

19" Deep x 24" Wide

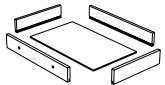
7-1/2" Drawer Box - Assembled 6"H x 23"W x 18"D	pack	6821-1924	11	1	16.3	111.49	111.49
10" Drawer Box - Assembled 8"H x 23"W x 18"D	pack	6831-1924	11	1	20.8	116.31	116.31

19" Deep x 30" Wide

7-1/2" Drawer Box - Assembled 6"H x 29"W x 18"D	pack	6821-1930	11	1	18.3	116.40	116.40
10" Drawer Box - Assembled 8"H x 29"W x 18"D	pack	6831-1930	11	1	23.0	123.49	123.49

Drawer Box - Unassembled (Full extension Ball Bearing Drawer Glides "included" (not installed) or Assembly hardware included along with Full extension ball bearing glides)

Adjustable Drawer Fronts and Euroscrews sold separately.

	5" Drawer Box - Unassembled 4"H x 23"W x 13"D	pack Master Pack pack	6691-0524	11	1	11.5	64.82	64.82
				11	20	230.0	60.28	1205.60
				24,27,28	1	11.5	70.00	70.00

14" Deep x 24" Wide

	7-1/2" Drawer Box - Unassembled 6"H x 23"W x 13"D	pack Master Pack pack	6691-0824	11	1	12.5	74.50	74.50
				11	40	500.0	69.29	2771.60
				24,27,28	1	12.5	80.44	80.44
	10" Drawer Box - Unassembled 8"H x 23"W x 13"D	pack Master Pack pack	6691-1024	11	1	15.8	80.69	80.69
				11	40	632.0	75.04	3001.60
				24,27,28	1	15.8	87.14	87.14

Color Numbers

11 = White 13 = Bisque 14 = Black 17 = Gray 24 = Maple 27 = Cherry 28 = Chocolate Pear 33 = Zinc
 34 = Chrome 36/45 = Nickel 40 = Clear 50 = Granite Gray 99 = Red * = Non UPC Label

Drawer Box - Unassembled - continued

14" Deep x 30" Wide

Descriptions	Packaging	Item #	Color #	Pcs/Ctn	Wgt/Ctn	List (Each)	Total Price
5" Drawer Box - Unassembled 4" H x 29" W x 13" D	pack	6691-0530	11	1	10.8	74.68	74.68
			24,27,28	1	10.8	80.65	80.65
7-1/2" Drawer Box - Unassembled 6" H x 29" W x 13" D	pack	6691-0830	11	1	14.8	81.85	81.85
			24,27,28	1	14.8	88.39	88.39
10" Drawer Box - Unassembled 8" H x 29" W x 13" D	pack	6691-1030	11	1	18.5	89.72	89.72
			24,27,28	1	18.5	96.90	96.90

19" Deep x 24" Wide

7-1/2" Drawer Box - Unassembled 6" H x 23" W x 18" D	pack	6601-0824	11	1	14.8	98.23	98.23
			24,27,28	1	14.8	106.07	106.07
10" Drawer Box - Unassembled 8" H x 23" W x 18" D	pack	6601-1024	11	1	19.8	107.68	107.68
			24,27,28	1	19.8	116.29	116.29

19" Deep x 30" Wide

7-1/2" Drawer Box - Unassembled 6" H x 29" W x 18" D	pack	6601-0830	11	1	18.1	101.04	101.04
			24,27,28	1	18.1	109.12	109.12
10" Drawer Box - Unassembled 8" H x 29" W x 18" D	pack	6601-1030	11	1	22.5	111.14	111.14
			24,27,28	1	22.5	120.05	120.05

Decorative Drawer Front (original) - while supplies last

Hardware not included.

24" Wide

	5" Decorative Drawer Front 5" H x 24-1/2" W	pack	6631-0524	11	5	11.5	28.65	15.29
				24,27	5	11.5	30.94	16.51
	7-1/2" Decorative Drawer Front 7-1/2" H x 24-1/2" W	pack	6631-0824	24,27	5	15.3	34.81	19.19
	10" Decorative Drawer Front 10" H x 24-1/2" W	pack	6631-1024	11	5	19.3	35.82	19.94
				13	5	19.3	38.69	21.54

30" Wide

	5" Decorative Drawer Front 5" H x 30-1/2" W	pack	6631-0530	11	5	14.3	32.94	17.76
				13,24,27,28	5	14.3	35.57	19.17
	7-1/2" Decorative Drawer Front 7-1/2" H x 30-1/2" W	pack	6631-0830	11	5	18.5	36.53	19.88
				13,24,27	5	18.5	39.44	21.46
	10" Decorative Drawer Front 10" H x 30-1/2" W	pack	6631-1030	11	5	11.5	42.62	42.62
				24,27	5	11.5	46.03	46.03

Color Numbers

11 = White 13 = Bisque 14 = Black 17 = Gray 24 = Maple 27 = Cherry 28 = Chocolate Pear 33 = Zinc
 34 = Chrome 36/45 = Nickel 40 = Clear 50 = Granite Gray 99 = Red * = Non UPC Label

Decorative Drawer Front (New)

Hardware not included.

24" Wide


	Descriptions	Packaging	Item #	Color #	Pcs/Ctn	Wgt/Ctn	List (Each)	Total Price
	5" Decorative Drawer Front 5" H x 24-1/2" W	pack	6632-0524	11 13,27,28	5 5	11.5 11.5	30.08 32.49	150.40 162.45
	7-1/2" Decorative Drawer Front 7-1/2" H x 24-1/2" W	pack	6632-0824	11 13,27,28	5 5	15.3 15.3	33.84 36.55	169.20 182.75
	10" Decorative Drawer Front 10" H x 24-1/2" W	pack	6632-1024	11 13,27,28	5 5	19.3 19.3	37.61 40.62	188.05 203.10

30" Wide

	5" Decorative Drawer Front 5" H x 30-1/2" W	pack	6632-0530	11 13,27,28	5 5	14.3 14.3	34.59 37.35	172.95 186.75
	7-1/2" Decorative Drawer Front 7-1/2" H x 30-1/2" W	pack	6632-0830	11 13,27,28	5 5	18.5 18.5	38.36 41.41	191.80 207.05
	10" Decorative Drawer Front 10" H x 30-1/2" W	pack	6632-1030	11 13,27,28	5 5	11.5 11.5	42.62 46.03	213.10 230.15

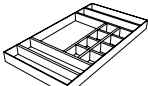
Plain Drawer Front

Hardware not included.

	5" Plain Drawer Front 5" H x 24-1/2" W	pack	6611-0524	11* 13,24,27,28	5 5	14.5 14.5	15.29 16.51	76.45 82.55
	7-1/2" Plain Drawer Front 7-1/2" H x 24-1/2" W	pack	6611-0824	11* 13,24,27,28	5 5	21.5 21.5	17.78 19.19	88.90 95.95
	10" Plain Drawer Front 10" H x 24-1/2" W	pack	6611-1024	11* 13,24,27,28	5 5	28.2 28.2	19.94 21.54	99.70 107.70
	5" Plain Drawer Front 5" H x 30-1/2" W	pack	6611-0530	11* 13,24,27,28	5 5	18.0 18.0	17.76 19.17	88.80 95.85
	7-1/2" Plain Drawer Front 7-1/2" H x 30-1/2" W	pack	6611-0830	11* 13,24,27,28	5 5	27.0 27.0	19.88 21.46	99.40 107.30
	10" Plain Drawer Front 10" H x 30-1/2" W	pack	6611-1030	11* 13,24,27,28	5 5	35.0 35.0	21.83 23.57	109.15 117.85

Jewelry Drawer Insert

For 14" Deep Drawers

	24" W Jewelry Drawer Insert	pack	6083-0424	14	5	17.8	104.33	521.65
	30" W Jewelry Drawer Insert	pack	6083-0430	14	5	22.3	130.42	652.10

Drawer Divider

	24" Drawer Dividers, Wood	pack	6841-1424	24,27	1	1.5	48.38	48.38
	30" Drawer Dividers, Wood	pack	6841-1430	11 24,27	1 1	2.0 2.0	52.98 57.59	52.98 57.59
	24" Drawer Dividers, Canvas 24" Drawer Dividers, Velveteen	pack	6083-1424	11 14	5 5	11.0 11.0	30.00 30.00	150.00 150.00
	30" Drawer Dividers, Canvas 30" Drawer Dividers, Velveteen	pack	6083-1430	11 14	5 5	13.8 13.8	35.00 35.00	175.00 175.00

*These items are available on a made to order basis only.

Color Numbers

11 = White 13 = Bisque 14 = Black 17 = Gray 24 = Maple 27 = Cherry 28 = Chocolate Pear 33 = Zinc
 34 = Chrome 36/45 = Nickel 40 = Clear 50 = Granite Gray 99 = Red * = Non UPC Label

Doors (original) - while supplies last
Decorative Doors (includes adjustable Hinges and Base Plate)

Hardware not included.

12" Wide (for 24" cabinets) - Sold in pairs.

	Descriptions	Packaging	Item #	Color #	Pcs/Ctn	Wgt/Ctn	List (Each)	Total Price
	31" Decorative Door 12-3/16"W x 30" H	pack	6581-1231	24,27,28	1 pair	12.5	190.58	190.58
	35" Decorative Door 12-3/16"W x 35-1/8" H	pack	6581-1235	13,24,27,28	1 pair	14.8	205.19	205.19
	40" Decorative Door 12-3/16"W x 40-1/8" H	pack	6581-1240	11 13,24,27	1 pair 1 pair	14.3 14.3	195.96 211.64	195.96 211.64
	49" Decorative Door 12-3/16"W x 49" H	pack	6581-1249	11 13,24,27,28	1 pair 1 pair	19.8 19.8	203.57 219.84	203.57 219.84

15" Wide (for 30" cabinets) - Sold in pairs.

31" Decorative Door 15-3/16"W x 30" H	pack	6581-1531	24,27,28	1 pair	14.3	227.49	227.49
35" Decorative Door 15-3/16"W x 35-1/8" H	pack	6581-1535	11 13,24,27,28	1 pair 1 pair	16.8 16.8	217.43 234.82	217.43 234.82
40" Decorative Door 15-3/16"W x 40-1/8" H	pack	6581-1540	11 13,24,27,28	1 pair 1 pair	18.8 18.8	224.22 242.15	224.22 242.15
49" Decorative Door 15-3/16"W x 49" H	pack	6581-1549	11 13,24,27,28	1 pair 1 pair	21.5 21.5	231.03 249.51	231.03 249.51

Decorative Doors (New) (includes adjustable Hinges and Base Plate)

Hardware not included.

12" Wide (for 24" cabinets) - Sold in pairs.

31" Decorative Door 12-3/16"W x 30" H	pack	6583-1231	11 13,27,28	1 pair 1 pair	12.5 12.5	185.28 200.11	185.28 200.11
35" Decorative Door 12-3/16"W x 35-1/8" H	pack	6583-1235	11 13,27,28	1 pair 1 pair	14.8 14.8	199.49 215.45	199.49 215.45
40" Decorative Door 12-3/16"W x 40-1/8" H	pack	6583-1240	11 13,27,28	1 pair 1 pair	14.3 14.3	205.76 222.22	205.76 222.22
49" Decorative Door 12-3/16"W x 49" H	pack	6583-1249	11 13,27,28	1 pair 1 pair	19.8 19.8	213.75 230.83	213.75 230.83

15" Wide (for 30" cabinets) - Sold in pairs.

31" Decorative Door 15-3/16"W x 30" H	pack	6583-1531	11 13,27,28	1 pair 1 pair	14.3 14.3	221.15 238.86	221.15 238.86
35" Decorative Door 15-3/16"W x 35-1/8" H	pack	6583-1535	11 13,27,28	1 pair 1 pair	16.8 16.8	228.30 246.56	228.30 246.56

Color Numbers

11 = White	13 = Bisque	14 = Black	17 = Gray	24 = Maple	27 = Cherry	28 = Chocolate Pear	33 = Zinc
34 = Chrome	36/45 = Nickel	40 = Clear	50 = Granite Gray	99 = Red	* = Non UPC Label		

Doors - continued

Decorative Doors (New) (includes adjustable Hinges and Base Plate)

Hardware not included.

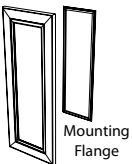
15" Wide (for 30" cabinets) - Sold in pairs.

Descriptions	Packaging	Item #	Color #	Pcs/Ctn	Wgt/Ctn	List (Each)	Total Price
40" Decorative Door 15-3/16"W x 40-1/8" H	pack	6583-1540	11	1 pair	18.8	235.43	235.43
			13,27,28	1 pair	18.8	254.26	254.26
49" Decorative Door 15-3/16"W x 49" H	pack	6583-1549	11	1 pair	21.5	242.58	242.58
			13,27,28	1 pair	21.5	261.99	261.99

Decorative Doors Prepped for Insert - while supplies last (includes mounting flange, adjustable Hinges and Base Plate)

Decorative Hardware not included.

12" Wide (for 24" cabinets) - Sold in pairs.



Decorative Door Prepped for Insert

31" Decorative Door Prepped for Insert 12-3/16"W x 30" H	pack	6582-1231	11	1 pair	11.5	141.45	141.45
			24,27	1 pair	11.5	152.77	152.77
40" Decorative Door Prepped for Insert 12-3/16"W x 40-1/8" H	pack	6582-1240	11	1 pair	14.0	157.09	157.09
			13,24	1 pair	14.0	169.65	169.65

15" Wide (for 30" cabinets) - Sold in pairs.

31" Decorative Door Prepped for Insert 15-3/16"W x 30" H	pack	6582-1531	11	1 pair	12.0	168.85	168.85
			24,27	1 pair	12.0	182.35	182.35
40" Decorative Door Prepped for Insert 15-3/16"W x 40-1/8" H	pack	6582-1540	11	1 pair	14.5	179.75	179.75
			13,24,27	1 pair	14.5	193.62	193.62

Plain Doors (includes adjustable Hinges and Base Plate)

12" Wide (for 24" cabinets) - Sold in pairs.



31" Plain Door 12-3/16"W x 30" H	pack	6512-1231	11	1 pair	18.5	104.13	104.13
			13,24,27,28	1 pair	18.5	112.46	112.46
35" Plain Door 12-3/16"W x 35-1/8" H	pack	6512-1235	11	1 pair	21.8	106.93	106.93
			13,24,27,28	1 pair	21.8	115.49	115.49
40" Plain Door 12-3/16"W x 40-1/8" H	pack	6512-1240	11	1 pair	25.0	116.58	116.58
			13,24,27,28	1 pair	25.0	125.91	125.91
49" Plain Door 12-3/16"W x 49" H	pack	6512-1249	11	1 pair	30.5	121.42	121.42
			13,24,27,28	1 pair	30.5	131.13	131.13

15" Wide (for 30" cabinets) - Sold in pairs.

31" Plain Door 15-3/16"W x 30" H	pack	6512-1531	11	1 pair	23.0	110.60	110.60
			13,24,27,28	1 pair	23.0	119.45	119.45
35" Plain Door 15-3/16"W x 35-1/8" H	pack	6512-1535	11	1 pair	28.3	113.17	113.17
			13,24,27,28	1 pair	28.3	136.24	136.24
40" Plain Door 15-3/16"W x 40-1/8" H	pack	6512-1540	11	1 pair	30.3	126.15	126.15
			13,24,27,28	1 pair	30.3	136.24	136.24
49" Plain Door 15-3/16"W x 49" H	pack	6512-1549	11	1 pair	36.0	130.18	130.18
			13,24,27,28	1 pair	36.0	140.60	140.60

Color Numbers


11 = White	13 = Bisque	14 = Black	17 = Gray	24 = Maple	27 = Cherry	28 = Chocolate Pear	33 = Zinc
34 = Chrome	36/45 = Nickel	40 = Clear	50 = Granite Gray	99 = Red	* = Non UPC Label		

Doors - continued

Hamper Door Decorative (original) - while supplies last


(includes adjustable Hinges, Base Plate, Basket Clips and Flap Stays)

Euroscrows and Hardware not included.

	Descriptions	Packaging	Item #	Color #	Pcs/Ctn	Wgt/Ctn	List (Each)	Total Price
	24" Decorative Hamper Door 24-1/2"W x 30" H	pack	6531-2430	11	1	11.8	177.96	177.96
				13,24,27,28	1	11.8	192.21	192.21

Hamper Door Decorative (New) (includes adjustable Hinges, Base Plate, Basket Clips and Flap Stays)

Euroscrows and Hardware not included.

	24" Decorative Hamper Door 24-1/2"W x 30" H	pack	6532-2430	11	1	11.8	186.86	186.86
				13,27,28	1	11.8	201.82	201.82

Hamper Door Plain (includes adjustable Hinges, Base Plate, Basket Clips and Flap Stays)

Euroscrows and Hardware not included.

	24" Plain Hamper Door 24-1/2"W x 30" H	pack	6511-2430	11	1	19.8	102.67	102.67
				24,28	1	19.8	110.88	110.88

Hamper Basket (includes Basket Clips)

19" W x 22"H x 13"D Hamper Basket	pack	6853-1924	34	3	13.3	94.64	283.92
-----------------------------------	------	-----------	----	---	------	-------	--------


Crown Molding

Mounting Hardware not included.

	1-1/2" x 2" x 120"	pack	6811-0120	11	5	37.5	55.38	276.90
				24	5	37.5	59.81	299.05
	1-1/3" x 4-1/5" x 96"	pack	6811-0096	13,27,28	5	37.2	104.34	521.70


Accessories

Cubby (Interlocking)

	24" Cubby 24"W x 29-1/2"H	pack	6065-2430	11	1	18.3	139.08	139.08
				13,24,27,28	1	18.3	150.20	150.20

Chrome Baskets (includes full extension Ball Bearing Glides)

For 18" units.

	6" Chrome Basket	pack	6855-0618	34	10	47.5	26.93	269.30
---	------------------	------	-----------	----	----	------	-------	--------

Color Numbers

11 = White	13 = Bisque	14 = Black	17 = Gray	24 = Maple	27 = Cherry	28 = Chocolate Pear	33 = Zinc
34 = Chrome	36/45 = Nickel	40 = Clear	50 = Granite Gray	99 = Red	* = Non UPC Label		

Accessories - continued

Chrome Baskets (includes full extension Ball Bearing Glides)



For 24" units.

	Descriptions	Packaging	Item #	Color #	Pcs/Ctn	Wgt/Ctn	List (Each)	Total Price
	6" Chrome Basket	pack	6855-0624	34	10	52.0	34.51	345.10
	13" Chrome Basket	pack	6855-1324	34	6	39.8	53.17	319.02
	17" Chrome Basket	pack	6855-1724	34	6	43.3	60.74	364.44

For 30" units.

	6" Chrome Basket	pack	6855-0630	34	10	55.3	41.42	414.20
	13" Chrome Basket	pack	6855-1330	34	6	43.3	63.80	382.80
	17" Chrome Basket	pack	6855-1730	34	6	46.8	72.89	437.34


Shoe Fence

	2" H x 23" W (use with 24" Rasant Shelf)	pack	6881-0324	34,36	12	5.5	5.95	71.40
	2" H x 29" W (use with 30" Rasant Shelf)	pack	6881-0330	34,36	12	6.8	6.89	82.68
	Shoe Fence Template (for 6881-0324/0330-34/36 only)	pack	5010-4511	40	1	.3	26.18	26.18 Net

Tie/Belt Racks


	Tie Rack	pack	6895-1002	34 36	10 10	19.3 19.3	34.50 37.24	345.00 372.40
	Belt Rack	pack	6895-1003	34 36	10 10	17.3 17.3	31.04 33.53	310.40 335.30

Next Day Rod

	Next Day Rod	pack	6895-2001	34 36	10 10	10.5 10.5	37.43 40.43	374.30 404.30
---	--------------	------	-----------	----------	----------	--------------	----------------	------------------

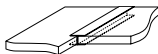
Hook Strip

Hooks not included.

	24" Hook Strip 5" H x 24" W	pack	6895-3024	11	12	34.3	7.56	90.72
	36" Hook Strip 5" H x 36" W	pack	6895-3036	11	12	50.5	10.06	120.72
	Chrome Hooks	pack	6743-0203	34	20	1.8	4.96	99.20

"H" Channel

Create an "L" shelf application

	1" W x 1" H x 72" L	pack	6895-5001	40	5	3.3	19.06	95.30
---	---------------------	------	-----------	----	---	-----	-------	-------

Color Numbers

11 = White

13 = Bisque

14 = Black

17 = Gray

24 = Maple

27 = Cherry

28 = Chocolate Pear

33 = Zinc

34 = Chrome

36/45 = Nickel


40 = Clear

50 = Granite Gray


99 = Red

* = Non UPC Label


Garage Vertical Panels

	Descriptions	Packaging	Item #	Color #	Pcs/Ctn	Wgt/Ctn	List (Each)	Total Price
	31" End Panel 24" D x 31" H x 3/4"	pack	6811-2431	17	2	33.5	42.03	84.06
	84" End Panel 24" D x 84" H x 3/4"	pack	6811-2484	17	2	79.5	105.36	210.72
	84" Center Panel 24" D x 84" H x 3/4"	pack	6801-2484	17	2	79.5	116.72	233.44


Fixed Shelf

	30" Fixed Shelf 23-7/8" D x 28-1/2" W x 3/4"	pack	6412-2430	17	2	30.5	56.20	112.40
---	--	------	-----------	----	---	------	-------	--------

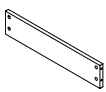
Rasant Shelf

	30" Rasant Shelf 23-7/8" D x 28-1/2" W x 3/4"	pack	6411-2430	17	2	98.3	56.20	112.40
---	---	------	-----------	----	---	------	-------	--------

Moveable Shelf

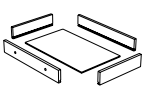
	30" Moveable Shelf 23-3/4" D x 28-1/2" W x 3/4"	pack	6432-2430	17	2	30.3	41.58	83.16
---	---	------	-----------	----	---	------	-------	-------

Cleat

	30" Cleat 5" H x 28-1/2" W x 3/4"	pack	6863-0530	17	2	6.8	21.43	42.86
---	-----------------------------------	------	-----------	----	---	-----	-------	-------


Drawer Box - Unassembled (Full extension Ball Bearing Drawer Glides included)

Adjustable Drawer Fronts and Euroscrews sold separately.

	7-1/2" Drawer Box - Unassembled 6" H x 27-1/2" W x 18" D	pack	6691-0831	17	1	17.5	89.06	89.06
---	---	------	-----------	----	---	------	-------	-------

Plain Drawer Fronts

Decorative Hardware not included.

	30" Drawer Front 7-1/2" H x 29" W	pack	6611-0830	50	5	27.0	21.44	107.20
---	-----------------------------------	------	-----------	----	---	------	-------	--------


Color Numbers

11 = White	13 = Bisque	14 = Black	17 = Gray	24 = Maple	27 = Cherry	28 = Chocolate Pear	33 = Zinc
34 = Chrome	36/45 = Nickel	40 = Clear	50 = Granite Gray	99 = Red	* = Non UPC Label		


Garage - continued

Plain Doors (Includes adjustable Hinges, Base Plate and Door Pull)


Decorative Hardware not included.

	Descriptions	Packaging	Item #	Color #	Pcs/Ctn	Wgt/Ctn	List (Each)	Total Price
	31" Plain Door 14-1/2"W x 31"H	pack	6522-1531	50	1 set	19.3	130.35	130.35
	42" Plain Door 14-1/2"W x 41-3/8"H	pack	6522-1542	50	1 set	26.0	148.23	148.23
	84" Plain Door 14-1/2"W x 84"H	pack	6522-1584	50	1 set	52.0	205.47	205.47

Work Top (Reversible)

	25" D x 60"W x 1"		6511-2560	17,50	1	48.0	105.36	105.36
---	-------------------	--	-----------	-------	---	------	--------	--------

Cabinet Legs (Adjustable Height. One bag w/4 legs)

	4" H - adjusts to 5-1/2"H		6093-0036	14	1 bag	2.5	38.33	38.33 Net
---	---------------------------	--	-----------	----	-------	-----	-------	------------------

Hardware

Hardware Bag		6755-6699	40*	1 bag	.8	27.59	27.59
--------------	--	-----------	-----	-------	----	-------	-------

*6755-6699-40 Hardware Bag contains:

- (9) 6705-6650-99 Melamine Anchor
- (9) 6705-6650-33 Melamine Screw
- (24) 6705-6670-33 Connecting Bolt
- (12) 6705-6640-33 Rasant Bolt
- (16) 6705-6620-34 Shelf Pin
- (16) 6705-6655-33 Eurocrew

Color Numbers

11 = White

13 = Bisque

14 = Black

17 = Gray

24 = Maple

27 = Cherry

28 = Chocolate Pear

33 = Zinc

34 = Chrome

36/45 = Nickel

40 = Clear

50 = Granite Gray







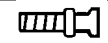


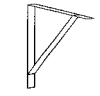
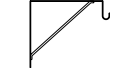
99 = Red

* = Non UPC Label

Hardware

Round Hanging Rods and Assembly Hardware

CLASSICA

	Descriptions	Packaging	Item #	Color #	Pcs/Ctn	Wgt/Ctn	List (Each)	Total Price
	24" Clothes Rod	pack	7913-1524	34 36	8 8	8.0 8.0	4.78 4.98	38.24 39.84
	30" Clothes Rod	pack	7913-1530	34 36	8 8	10.0 10.0	5.67 5.92	45.36 47.36
	36" Clothes Rod	pack	7913-1536	34 36	8 8	12.3 12.3	7.14 7.46	57.12 59.68
	48" Clothes Rod	pack	7913-1548	34 36	8 8	16.3 16.3	9.50 9.91	76.00 79.28
	72" Clothes Rod	pack	7913-1572	34 36	8 8	24.0 24.0	14.32 14.95	114.56 119.60
	96" Clothes Rod	pack	7913-1596	34 36	8 8	32.5 32.5	19.05 19.89	152.40 159.12
	Rod Flange - Round	pack	6745-1511	34 36	100 100	8.8 8.8	1.45 1.90	145.00 190.00
	Melamine Anchor	pack	6705-6650	99	500	2.5	.52	260.00
	Melamine Screw	pack	6705-6650	33	500	10.0	.38	190.00
	Connecting Bolt	pack	6705-6670	33	250	3.8	.27	67.50
	Double Head Connecting Bolt	pack	6705-6676	33	125	4.0	.58	72.50
	Rasant Bolt	pack	6705-6640	33	100	.5	.32	32.00
	Euro screw	pack	6705-6655	33	250	1.0	.09	22.50
	Shelf Pin	pack	6705-6620	34	1000	6.0	.10	100.00
	Shelf Support	pack	6795-1212	11	10	12.0	13.00	130.00
	Shelf/Rod Support w/Flange	pack	6791-1212	34	10	12.0	19.33	193.30

Color Numbers

11 = White

13 = Bisque

14 = Black

17 = Gray

24 = Maple

27 = Cherry

28 = Chocolate Pear

33 = Zinc

34 = Chrome

36/45 = Nickel

40 = Clear

50 = Granite Gray

99 = Red

* = Non UPC Label

Hardware - continued

Round Hanging Rods and Assembly Hardware - continued

	Descriptions	Packaging	Item #	Color #	Pcs/Ctn	Wgt/Ctn	List (Each)	Total Price
	Corner Bracket 1" x 3" x 3"	pack	6705-6700	33	25	.5	1.13	28.25
	Melamine Drawer Lock	pack	6871-1510	34	5	1.0	9.50	47.50
	Hardware Bag		6755-6699	40*	1 bag	.8	27.59	27.59
	Chrome Hook	pack	6743-0203	34	20	1.8	4.96	99.20

Hardware - Decorative

	Knob	pack	6755-2501	34 36	25 25	53.0 53.0	7.09 7.86	177.25 196.50
	Pull	pack	6755-2550	34 36	25 20	41.8 41.8	4.03 4.47	100.75 89.40
	Long Straight Handle	pack	6755-2560	34 36	20 20	41.0 41.0	5.18 5.76	103.60 115.20
	GO-Box Pull/Cabinet Door Handle		6755-3510	14	1	.3	5.18	5.18


*These items are available on a made to order basis only.

Color Numbers

11 = White 13 = Bisque 14 = Black 17 = Gray 24 = Maple 27 = Cherry 28 = Chocolate Pear 33 = Zinc
 34 = Chrome 36/45 = Nickel 40 = Clear 50 = Granite Gray 99 = Red * = Non UPC Label

Installation Tools & Touch-up

CLASSICA

	Descriptions	Packaging	Item #	Color #	Pcs/Ctn	Wgt/Ctn	List (Each)	Total Price
	Fixed Shelf/Cleat Drilling Jig		5010-4001	40	1	4.3	403.02	403.02 Net
	Rasant Drilling Jig		5010-4011	40	1	4.0	403.02	403.02 Net
	Drawer, Door and Hamper Front Template		5010-4050	40	1	1.8	52.86	52.86 Net
	Hamper Hinge Template		5010-4100	40	1	.5	51.78	51.78 Net
	Top Shelf Template		5010-4210	40	1	.2	42.66	42.66 Net
	Shoe Fence Template		5010-4511	40	1	.3	26.18	26.18 Net
	Garage Pull Template		5010-4055	40	1	.5	22.87	22.87 Net
	5/16" Melamine Anchor Counter Sink		5010-4200	33	1	.3	19.06	19.06 Net
	1/8" Counter Sink with Drill Bit		5010-4250	33	1	.3	22.27	22.27 Net
	Touch-Up Crayon		7935-9530	11,13,17 24,27 28	1 1 1	.3 .3 .3	2.88 2.98 4.61	2.88 Net 2.98 Net 4.61 Net
	50' Edge Band, Self Adhesive		7935-9520	11 13,24,27 28 17	1 1 1 1	1.0 1.0 1.0 1.0	15.65 22.52 26.41 21.77	15.65 Net 22.52 Net 26.41 Net 21.77 Net
	Edge Band Trimmer		7935-9210	99	1	.3	21.98	21.98 Net
	Cam		6701-0001	33	50	.5	.27	13.50 Net
	Rasant Cam			11,13,15	50	.5	.37	18.50 Net
	Door Bumpers		6805-1001	40	50	.3	.18	9.00 Net
	Fast Cap		7935-9510	11,13,17,24,27 28	720 720	.5 .5	.07 .08	50.40 Net 57.60 Net

TERMS AND CONDITIONS OF SALE

General Terms:	Prices and terms of sale are subject to change without notice. Orders based on quotations will be invoiced at prices ruling as of the date such orders are accepted. Other orders will be invoiced at prices as of the date of shipment. Orders will be filled with reasonable promptness, but SCHULTE will not be held responsible for any loss or damage resulting from delay in filling orders by reason of fire, strikes, differences with workmen, government regulations, accidents, delays by common carriers, or other cause beyond its control. Any errors or omissions on shipments or invoices are subject to correction by SCHULTE. SCHULTE reserves the right to determine the freight carrier.																				
Terms:	F.O.B. Factory, Bloomington, Indiana (The customer assumes possession of all product shipped once it is loaded on the carrier).																				
Minimum Order:	\$250 minimum order from factory. Orders less than \$250 will include a \$15 service charge. Full carton quantities only must be ordered.																				
Shipments:	Goods in transit are at the risk of the purchaser. On stock orders, SCHULTE reserves the right to increase or decrease quantities to make full cartons on bulk shipments unless otherwise marked broken cartons. Every effort will be made to meet ship date requests. SCHULTE cannot guarantee the delivery times of our shipments. Any cost incurred by our carriers due to the inability to accept the order will be billed to our customers.																				
Broken Cartons:	When placing a stock order, 10% will be charged on each broken carton item. The order must be marked "break cartons".																				
Lead Times:	Lead times are defined as the amount of time from the date the order is received until the date the order ships. If an order is received before 11 AM Eastern Standard time the lead time will start on that date. If it is received after 11 AM, the lead time will start the following business day. Weekends, holidays, and inventory days are not calculated into the lead times.																				
	<table border="0" style="width: 100%;"> <tr> <td style="width: 33%;">UPS Orders</td> <td style="width: 33%;">2 Days</td> <td style="width: 33%;">Flatbeds:</td> <td style="width: 33%;">Enclosed Vans:</td> </tr> <tr> <td></td> <td></td> <td>Full</td> <td>Full</td> </tr> <tr> <td></td> <td></td> <td>Pooled</td> <td>LTL</td> </tr> <tr> <td></td> <td></td> <td>3 Days</td> <td>3 Days</td> </tr> <tr> <td></td> <td></td> <td>7 Days</td> <td>3 Days</td> </tr> </table>	UPS Orders	2 Days	Flatbeds:	Enclosed Vans:			Full	Full			Pooled	LTL			3 Days	3 Days			7 Days	3 Days
UPS Orders	2 Days	Flatbeds:	Enclosed Vans:																		
		Full	Full																		
		Pooled	LTL																		
		3 Days	3 Days																		
		7 Days	3 Days																		
Returns:	No returns will be accepted without a "Return Goods Authorization Number" issued by SCHULTE's customer service administrator. All claims must be made within 30 days of receipt of shipment. All return goods must be shipped in the original packaging, must be in re-saleable condition, must be in the current product line, freight must be prepaid by the customer, and are subject to a 20% restocking charge.																				
Claims:	All claims for shortages or damaged goods must be noted on the bill of lading at the time of delivery with the carrier's signature showing the nature and the quantity of items involved. All claims for damage and shortages must be made with the carrier by the purchaser. By placing orders with SCHULTE, purchaser agrees to the listed Terms and Conditions of Sale.																				

TEN YEAR LIMITED WARRANTY

SCHULTE's Melamine Storage System's standard component parts are warranted to the original purchaser for a period of ten (10) years from the date of purchase against defects in material and workmanship. The word "defects," as used in this warranty, is defined as imperfections which impair the utility of the product.

This warranty is expressly limited to the repair or replacement of storage system's component parts having defects. If a part is defective within the terms of the warranty, SCHULTE will repair or furnish a replacement part at no cost. Any assembly or installation costs are excluded under this warranty.

This warranty applies under conditions of normal use as a closet organizer system and also for pantry and desk storage organization. This warranty does not apply to defects that result from improper installation (including use of unauthorized parts), intentional damage, negligence, unreasonable use or exposure.

This warranty applies only if all system and component parts are supplied by SCHULTE.

All implied warranties arising under state law are limited in duration to the ten (10) year period of this warranty. Some states do not allow limitations on how long an implied warranty lasts, so the above limitation may not apply to you.

LIABILITY FOR INCIDENTAL OR CONSEQUENTIAL DAMAGES IS EXCLUDED TO THE EXTENT EXCLUSION IS PERMITTED BY LAW. SOME STATES DO NOT ALLOW THE EXCLUSION OR LIMITATION OF INCIDENTAL OR CONSEQUENTIAL DAMAGES, SO THE ABOVE LIMITATION OR

EXCLUSION MAY NOT APPLY TO YOU. THIS WARRANTY GIVES YOU SPECIFIC LEGAL RIGHTS, AND YOU MAY ALSO HAVE OTHER RIGHTS WHICH VARY FROM STATE TO STATE.

Warranty Instructions

In the event of a warranty claim, send a written notice of any defect occurring within the warranty period to SCHULTE, 3100 E. Kemper Road, Cincinnati, Ohio 45241 immediately upon discovery of the defect. The written notice must include:

- (a) Catalog number and a description of the storage system's component part (a photograph showing the defective part would be helpful in resolving the claim).
- (b) DETAILED explanation of the defect.
- (c) Name(s) and address(es) of the owner and the installer.
- (d) Sales receipt or other proof of purchase.

If SCHULTE determines that the part is defective within the terms of the warranty, SCHULTE may, at its option:

- (1) furnish a replacement component part from stock, or
- (2) repair the defective component. Any assembly or installation costs are excluded.

Revised 10/15/96

Customer Service & Support Fax: 1-513/277-3702

SCHULTEstorage.com

